

# ELECTRICAL

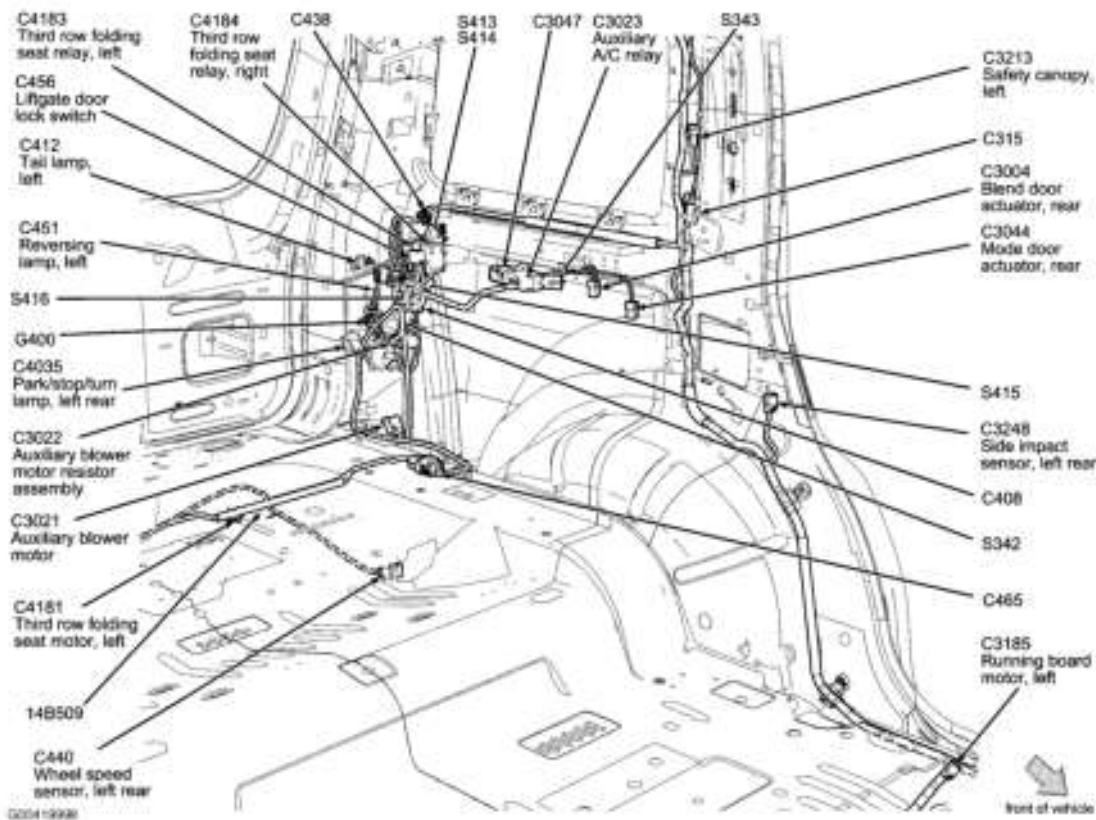
## Fuses & Circuit Breakers - Explorer & Mountaineer

### IDENTIFICATION

**CAUTION:** When battery is disconnected, vehicle computer and memory systems may lose memory data. Driveability problems may exist until computer systems have completed a relearn cycle. See **COMPUTER RELEARN PROCEDURES** article in **GENERAL INFORMATION** before disconnecting battery.

### AUXILIARY A/C RELAY

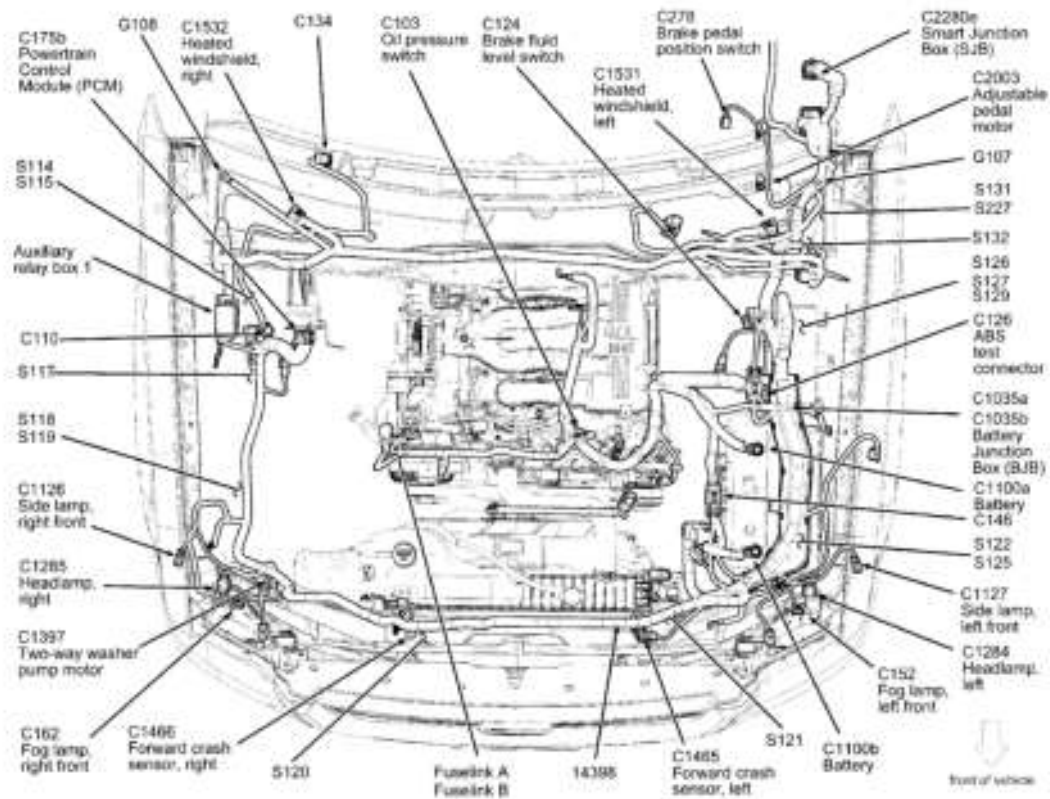
**NOTE:** Auxiliary A/C relay is located behind left rear quarterpanel. See [Fig. 1](#).



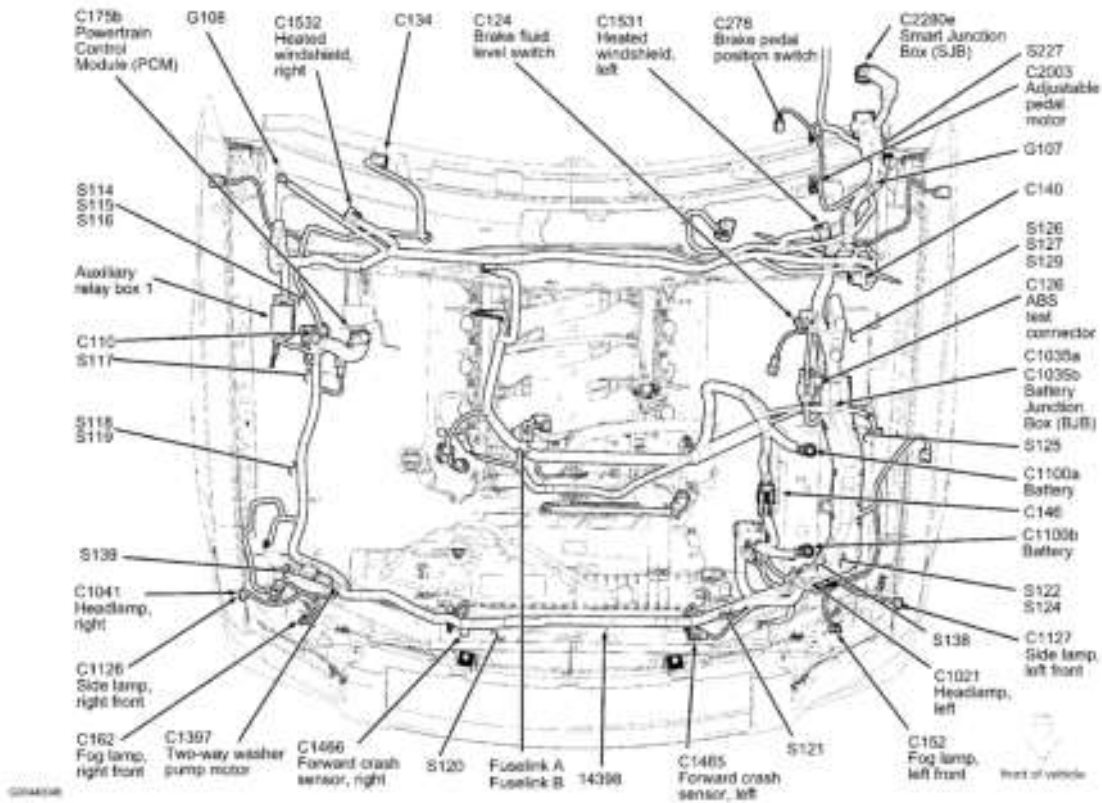
**Fig. 1: Left Rear Of Vehicle Interior**  
Courtesy of FORD MOTOR CO.

### AUXILIARY RELAY BOX 1

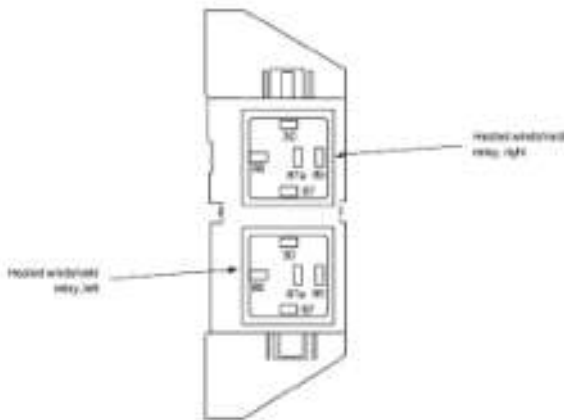
**NOTE:** Auxiliary relay box 1 is located in right rear of engine compartment. See [Fig. 2](#) or [Fig. 3](#).



**Fig. 2: Engine Compartment (4.0L)**  
 Courtesy of FORD MOTOR CO.



**Fig. 3: Engine Compartment (4.6L)**  
 Courtesy of FORD MOTOR CO.

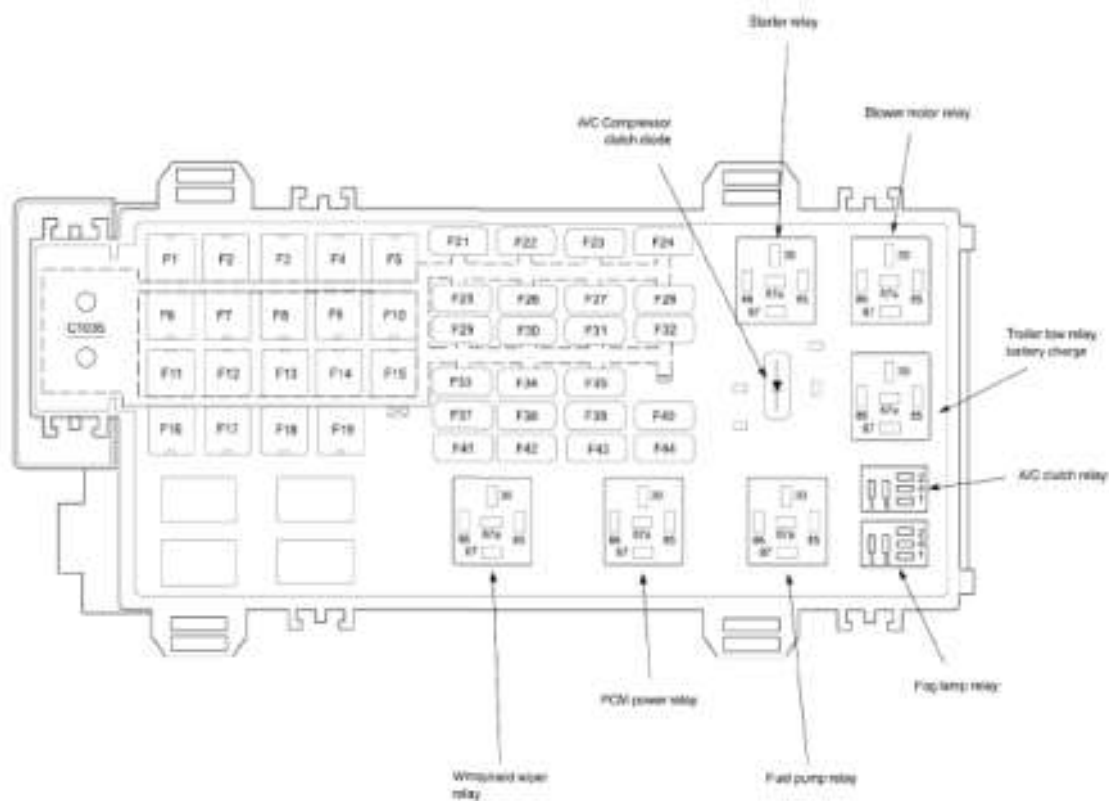


**Fig. 4: Identifying Auxiliary Relay Box 1 Relays**  
 Courtesy of FORD MOTOR CO.

**BATTERY JUNCTION BOX (BJB)**

**NOTE:** BJB is located in left side of engine compartment, at fender apron. See [Fig. 2](#) or [Fig. 3](#).

Early production



**Fig. 5: Battery Junction Box Components - Early Production**  
 Courtesy of FORD MOTOR CO.

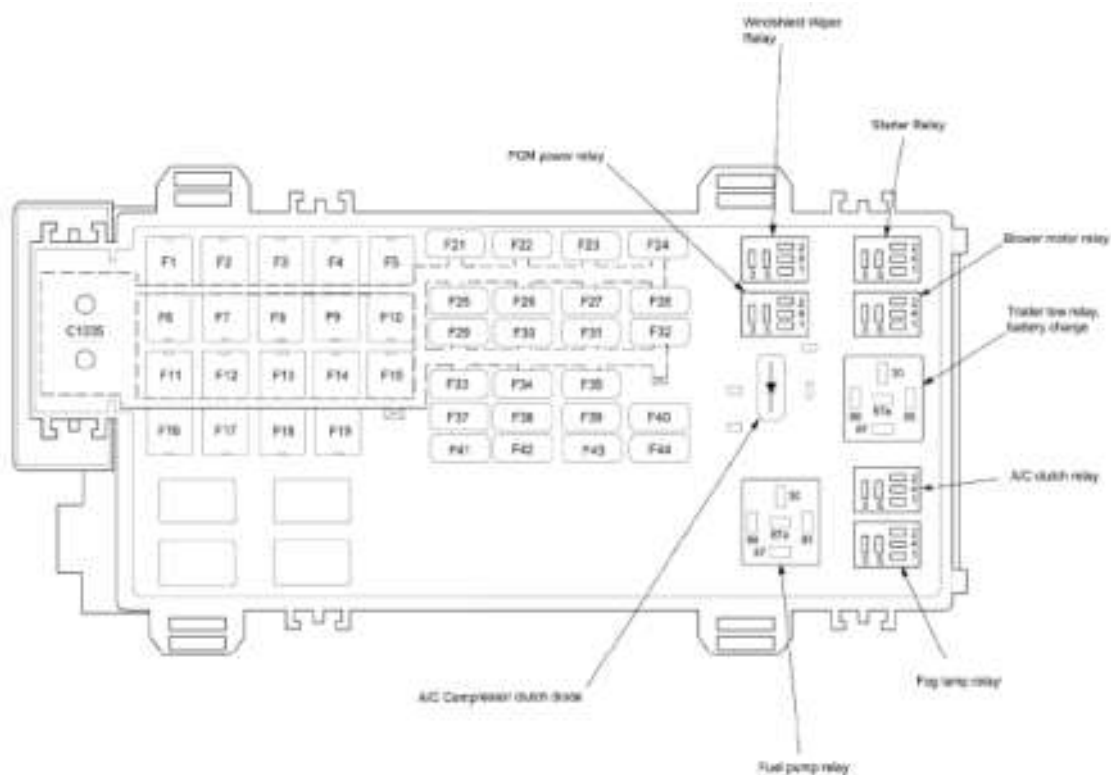
**BATTERY JUNCTION BOX LEGENDS**

Fuse	Amps	Circuits protected
F1	50	Smart Junction Box (SJB), Accessory delay relay
F2	50	Smart Junction Box (SJB)
F3	50	Smart Junction Box (SJB)
F4	30	Powertrain Control Module (PCM), Fuel pump, F44
F5	30	Third row folding seat relay left
F6	40	Anti-lock Brake System (ABS) module
F7	40	PCM power relay, F38 F39, F40, F42, F43, F44
F8	40	Heated windshield, left relay
F9	40	Heated windshield, right relay
F10	30	Power seat switch, right
F11	30	Starter relay
F12	30	Third row folding seat relay, right
F13	30	Trailer tow relay, battery charge
F14	30, <sup>(1)</sup> 40	Driver Seat Module (DSM), <sup>(1)</sup> Power seat switch, left
F15	40	Rear window defrost relay

F16	40	Blower motor relay
F17	30	Trailer tow connector
F18	30	Auxiliary A/C relay
F19	30	Power Running Board (PRB) module
F20	[]	Not used
F21	20	Power point console 2
F22	20	Subwoofer amplifier
F23	20	4x4 control module
F24	10	Powertrain Control Module (PCM), Evaporative (EVAP) emission canister vent valve
F25	20	Power point, console 1
F26	20	4x4 control module, Neutral tow indicator
F27	20	Transmission Control Module (TCM), 6R60
F28	20	Heated seat, Windshield switch
F29	20, []15	Headlamp, right, Smart Junction Box (SJB)
F30	25	Rear wiper module
F31	15	Fog lamp relay
F32	5	Power mirror
F33	30	Anti-lock Brake System (ABS) module
F34	20, []15	Headlamp, left, Smart Junction Box (SJB)
F35	10	A/C clutch relay
F36	[]	Not used
F37	30	Front wiper relay
F38	15	5R55S Transmission assembly
F39	15	Powertrain Control Module (PCM)
F40	15	Electronic fan clutch, Heated Positive Crankcase Ventilation (PCV), valve, A/C clutch relay
F41	15	Satellite Digital Audio Receiver System (SDARS) module, Rear Entertainment Module (RETM)
F42	15	Brake pedal position switch, Vapor management valve, Mass Air Flow/Intake Air Temperature (MAF/IAT) sensor, Pre-catalyst Heated Oxygen Sensor (HO2S), Engine Coolant Temperature (ECT) sensor, EGR system module, Fuel rail pressure

F43	(2)15	transducer sensor Coil On Plug (COP) 1, (2)Coil On Plug (COP) 2 (2)Coil On Plug (COP) 3, (2)Coil On Plug (COP) 4 (2)Coil On Plug (COP) 5, (2)Coil On Plug (COP) 6 (2)Coil On Plug (COP) 7, (2)Coil On Plug (COP) 8 (2)Ignition transformer capacitor 1, (2)Ignition transformer capacitor 2, Ignition coil, Ignition transformer capacitor
F44	15	Fuel injector 1, Fuel injector 2, Fuel injector 3, Fuel injector 4, Fuel injector 5, Fuel injector 6, (2) Fuel injector 7, (2)Fuel injector 8, Inertia Fuel Shutoff (IFS) switch
<p>[ ] Late production  (1) Without memory  (2) 4.6L</p>		

### Battery Junction Box (BJB) Late Production



**Fig. 6: Battery Junction Box Components - Late Production**  
Courtesy of FORD MOTOR CO.

## FUSE LINKS A & B

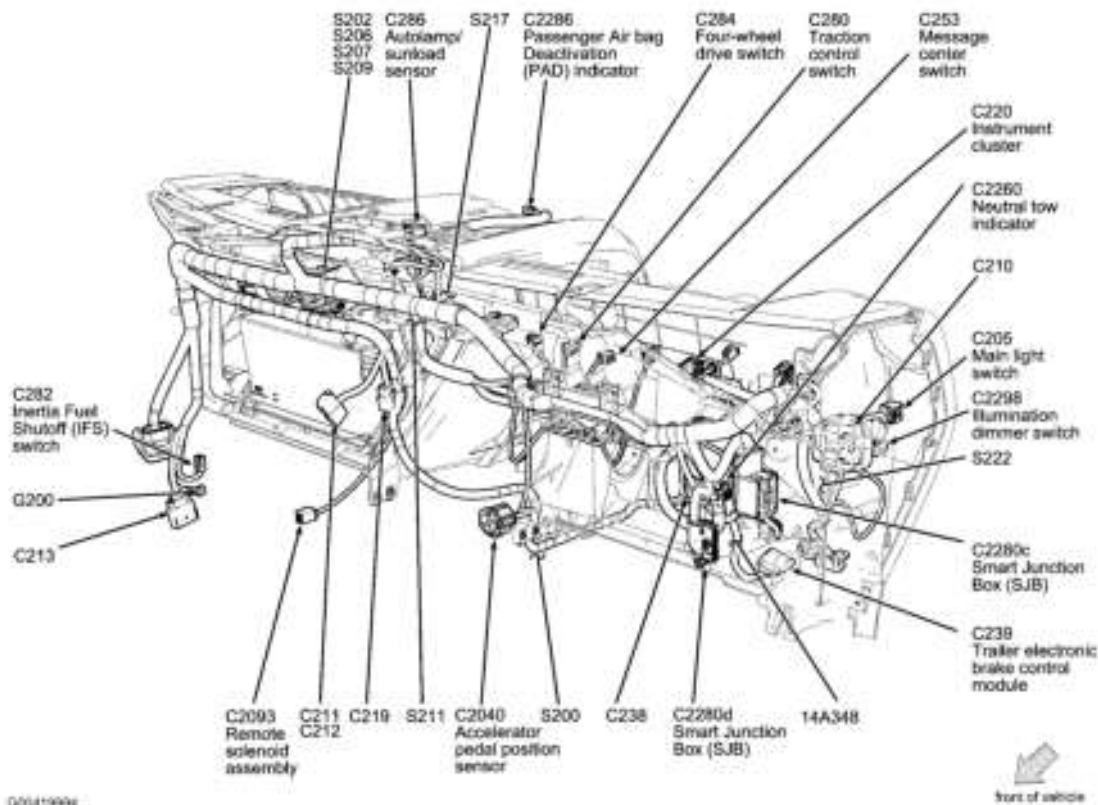
**NOTE:** Fuse links A and B are located at front of engine compartment. See [Fig. 2](#) or [Fig. 3](#).

## HEATED SEAT RELAYS

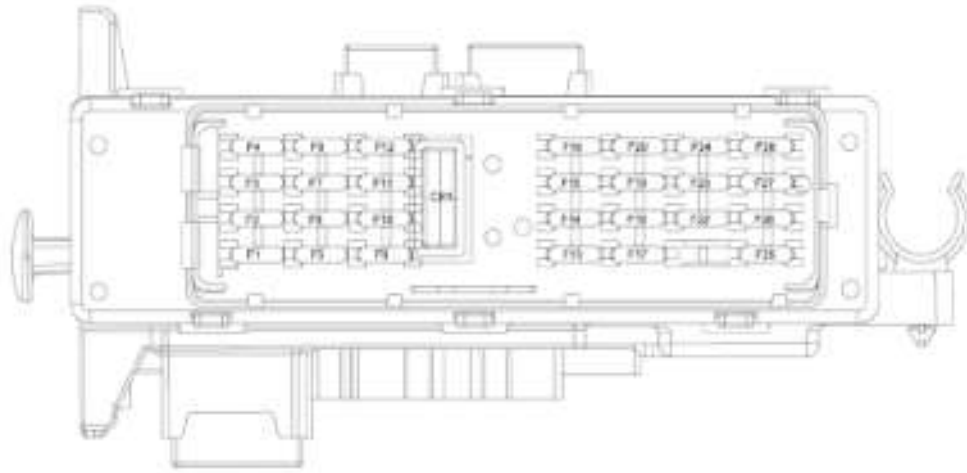
**NOTE:** Vehicle is equipped with a driver heated seat relay and a passenger heated seat relay. Relays are non-serviceable. No additional information is available from manufacturer.

## SMART JUNCTION BOX (SJB) (14B476)

**NOTE:** SJB is located behind left side of dash. See [Fig. 7](#).



**Fig. 7: Rear Of Dash**  
Courtesy of FORD MOTOR CO.



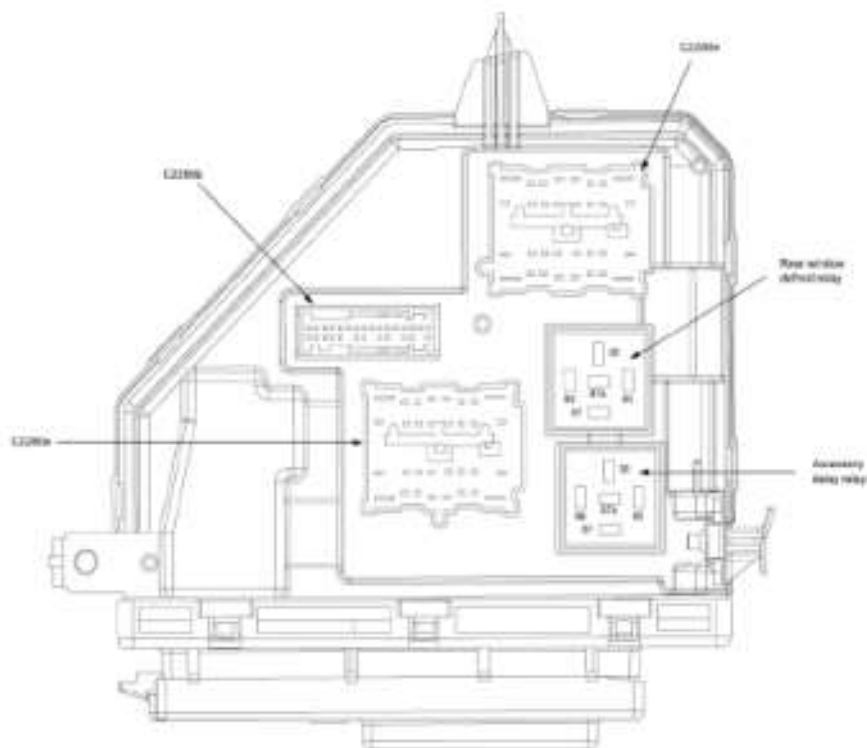
**Fig. 8: Smart Junction Box Components (14B476) (1 Of 3)**  
**Courtesy of FORD MOTOR CO.**

**SMART JUNCTION BOX LEGENDS (14B476)**

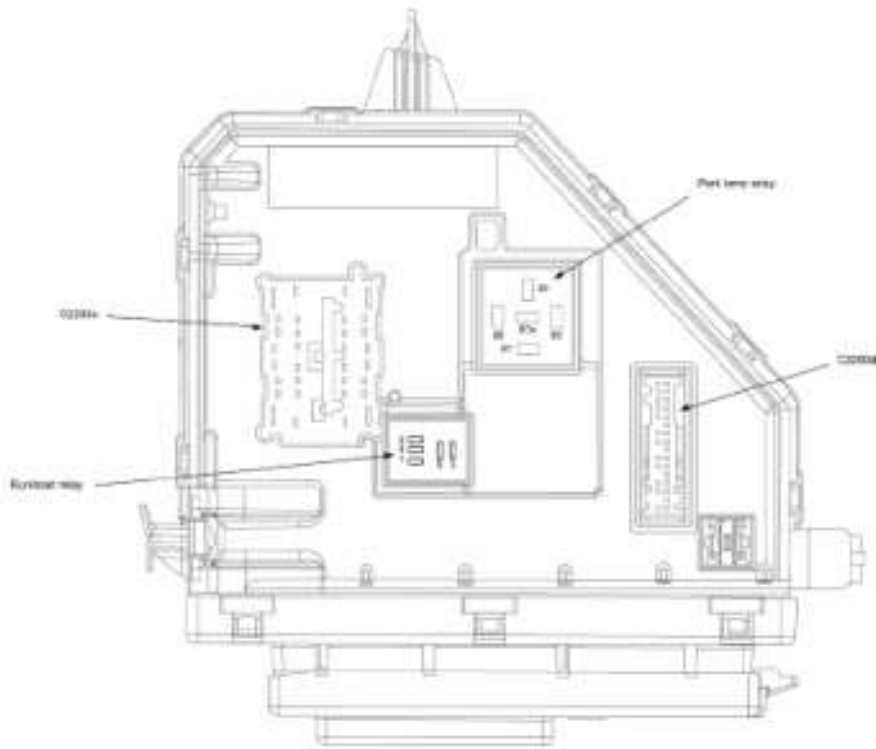
Fuse	Amps	Circuits protected
F1	20	Roof opening panel switch, Adjustable pedal, Driver Seat Module (DSM), Driver seat lumbar compressor motor, Roof opening panel module, Power seat switch, left
F2	5	Smart Junction Box (SJB)
F3	20	Audio Control Module (ACM), Power antenna module
F4	20, [] 10	Data Link Connector (DLC)
F5	5	Roof opening panel switch
F6	20	Liftgate door lock switch, Driver unlock relay, Liftgate release relay, All unlock relay, All lock relay, Headlamp leveling switch
F7	15	Trailer stop/turn lamps
F8	15	Ignition switch, Power Passive Anti-theft System (PATS)
F9	2	Transmission Control Module (TCM), 6R60, Powertrain Control Module (PCM), Fuel pump relay
F10	5	Windshield wiper relay, Ignition switch
F11	5	Audio Control Module (ACM)
F12	5	Rear wiper motor, Trailer tow relay, battery charge, Audio Control Module (ACM)
F13	15	Heated mirrors, Rear window defrost, Climate control assembly, Exterior rear view mirror, driver side, Exterior rear view mirror passenger side
F14	20	Horn, left
F15	10	Reverse lamp, Electrochromatic inside mirror unit
F16	10	Trailer reverse lamps
F17	10	Restraints Control Module (RCM), Passenger Airbag Deactivator (PAD), Occupant Classification System Module (OCSM)
F18	10	Parking Aid Module (PAM), Anti-lock Brake System (ABS), 4x4 control module, Heated seat/windshield switch, Electronic compass, Electrochromatic inside mirror unit, Blend door actuator, rear, Auxiliary climate control assembly, front, Traction control switch, 4x4 switch
F19	15	Not used
		Climate control assembly, HVAC module, DATC, Brake shift interlock, Temperature



F20	10	blend door actuator driver
F21	[ ]	Not used
F22	15	Brake pedal position switch, Left front turn lamps, Right front turn lamps, Left and right rear turn lamps
F23	15	Instrument illumination courtesy lamps, Homelink module
F24	10	Instrument Cluster (IC), Autolamp/sunload sensor
F25	15	Trailer park lamps, Trailer tow control unit
F26	15	Park lamps, Climate control assembly
F27	15	Stop Lamps
F28	10	Climate control assembly, HVAC module, DATC,
CB1	25	Power window motor driver side front
[ ] Late production		



**Fig. 9: Smart Junction Box Components (14B476) (2 Of 3)**  
**Courtesy of FORD MOTOR CO.**



**Fig. 10: Smart Junction Box Components (14B476) (3 Of 3)**  
Courtesy of FORD MOTOR CO.

### **THIRD ROW FOLDING SEAT RELAYS**

**NOTE:** Third row folding seat relays are located in left rear of vehicle. See Fig. 1.