

Fuses & Circuit Breakers - F-150 & Mark LT

IDENTIFICATION

CAUTION: When battery is disconnected, vehicle computer and memory systems may lose memory data. Driveability problems may exist until computer systems have completed a relearn cycle. See **COMPUTER RELEARN PROCEDURES** article in **GENERAL INFORMATION** before disconnecting battery.

AUXILIARY RELAY BOX 1

NOTE: For component location, see **ELECTRICAL COMPONENT LOCATOR - EXCEPT SUPERDUTY** article.

With Daytime Running Lamps

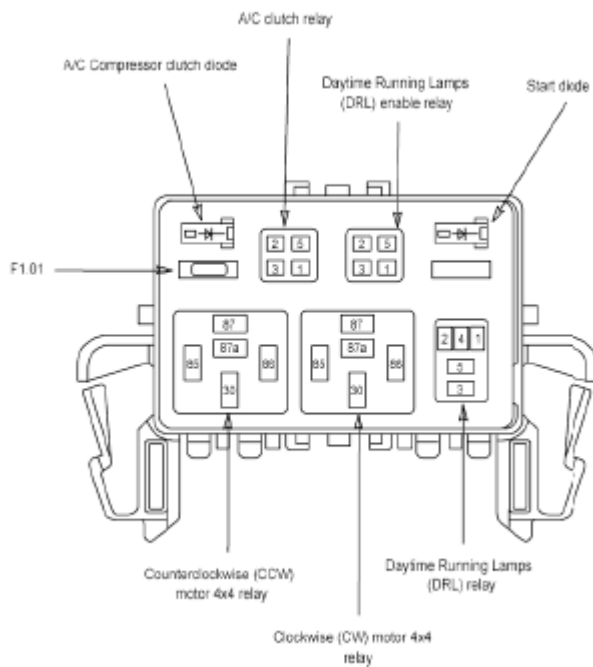


Fig. 1: Identifying Auxiliary Relay Box 1 Components - With Daytime Running Lamps
Courtesy of FORD MOTOR CO.

Without Daytime Running Lamps

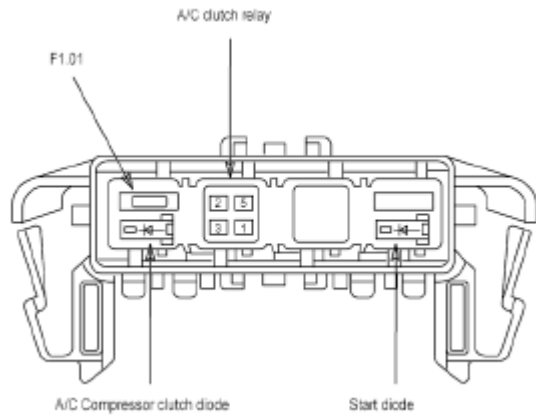


Fig. 2: Identifying Auxiliary Relay Box 1 Components - Without Daytime Running Lamps
 Courtesy of FORD MOTOR CO.

FUSE REFERENCE

Fuse	Amps	Circuits protected
F1.01	5	Clockspring

CENTRAL JUNCTION BOX (CJB)

NOTE: For component location, see **ELECTRICAL COMPONENT LOCATOR - EXCEPT SUPERDUTY** article.

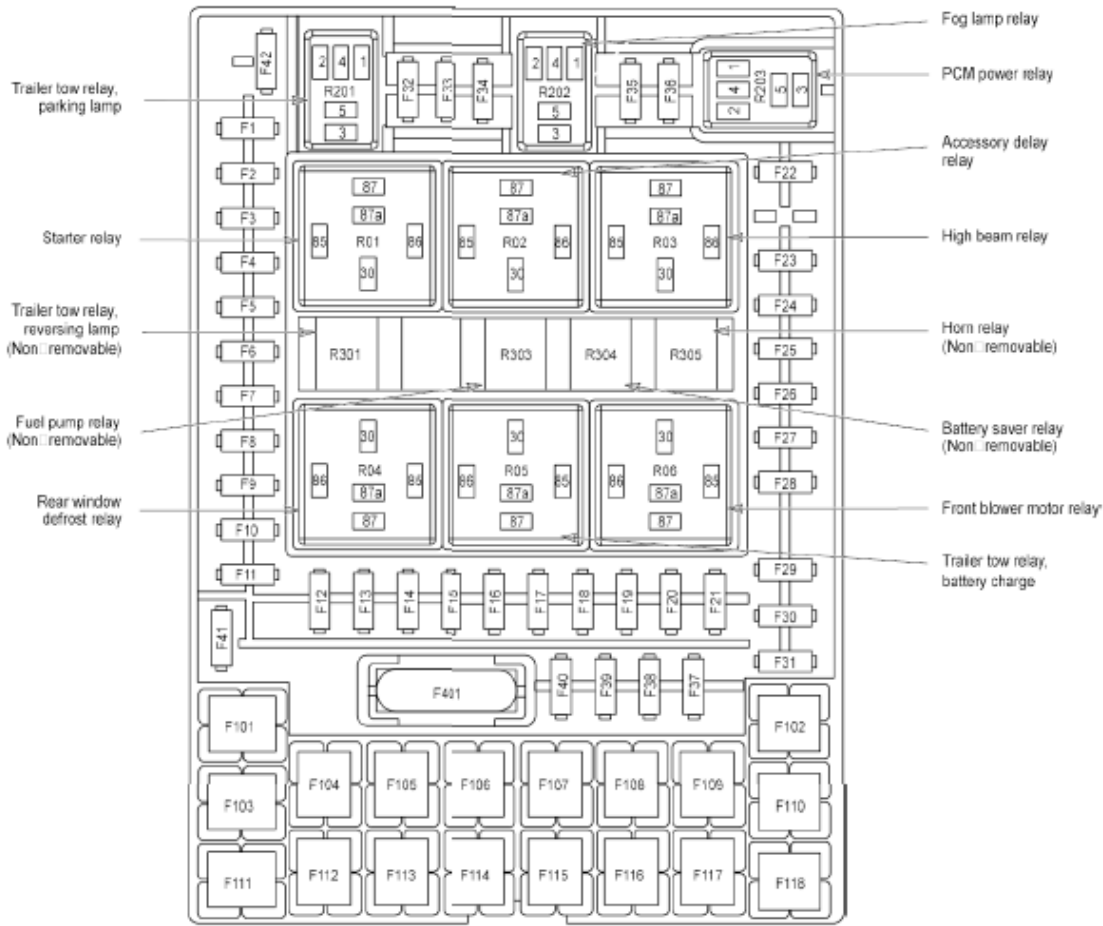


Fig. 3: Central Junction Box Components
 Courtesy of FORD MOTOR CO.

CENTRAL JUNCTION BOX LEGENDS (1 OF 2)

Fuse	Amps	Circuits protected
F1	10	Windshield wiper motor, Instrument Cluster (IC), Audio Control Module (ACM)
F2	20	Indicator flasher relay, Brake pedal position switch
F3	7.5	Exterior rear view mirror switch, Seat adjust switch, Driver Seat Module (DSM)
F4	10	Rear Entertainment Module (RETM), Power folding mirror module
F5	7.5	Powertrain Control Module (PCM), Autolamp/sunload sensor, Climate control assembly, HVAC module, EATC
F6	15	Main light switch, Vehicle Security Module (VSM)
F7	5	Audio Control Module (ACM)

F8	10	Climate control assembly, HVAC module, EATC, Exterior rear view mirror, driver side, Exterior rear view mirror, passenger side
F9	20	Fuel pump relay
F10	20	Trailer tow relay, parking lamp, Trailer tow relay, reversing lamp
F11	10	A/C clutch relay, Integrated wheel ends solenoid
F12	5	PCM power relay
F13	10	Climate control assembly, HVAC module, EATC, Indicator flasher relay, Heated rear window relay, Front blower motor relay, Trailer tow relay, battery charge
F14	10	Digital Transmission Range (DTR) sensor, Daytime Running Lamps (DRL) relay, Deactivator switch, A/C high pressure switch, Heated Positive Crankcase Ventilation (PCV) valve, Anti-lock Brake System (ABS) module, Reversing lamps switch, Auxiliary relay box 1
F15	5	Floor shifter, Overdrive cancel switch, Instrument Cluster (IC), Traction control switch
F16	10	Brake pedal position switch
F17	15	Fog lamp relay
F18	10	Parking Aid Module (PAM), Electronic compass, Electrochromatic inside mirror unit, Heated seat module, driver side front, Heated seat module, passenger side front, Vehicle Security Module (VSM), Auxiliary power point
F19	10	Occupant Classification System Module (OCSM), Restraints Control Module (RCM)
F20	10	Auxiliary power point
F21	15	Instrument Cluster (IC)
F22	10	Audio Control Module (ACM), Roof opening panel switch, Door lock switch, passenger side, Door lock switch, driver side
F23	10	Headlamp, right
F24	15	Battery saver relay
F25	10	Headlamp, left

F26	20	Horn relay
F27	5	Passenger Air bag Deactivation (PAD) indicator, Instrument Cluster (IC)
F28	5	Passive anti-theft transceiver module, Powertrain Control Module (PCM), Fuel pump diode
F29	15	Powertrain Control Module (PCM)
F30	15	Powertrain Control Module (PCM)
F31	20	Audio Control Module (ACM), Satellite Digital Radio Receiver System (SDARS) module
F32	15	EVAP canister purge valve, A/C clutch relay, Charge Motion Control Valve (CMCV), Valve cover assembly, left, Heated Oxygen Sensor (HO2S) #11, Heated Oxygen Sensor (HO2S) #21, Manifold Absolute Pressure/Intake Air Temperature (MAP/IAT) sensor, Positive crankcase ventilation heater, EGR system module, Variable Camshaft Timing (VCT) valve 1, Variable camshaft Timing (VCT) valve 2, Intake manifold Tuning Valve (IMTV), Camshaft position sensor, Electronic fan clutch
F33	15	Digital Transmission Range (DTR) sensor, Daytime Running Lamps (DRL) relay, Deactivator switch, A/C high pressure switch, Heated Positive Crankcase Ventilation (PCV) valve, Anti-lock Brake System (ABS) module, Reversing lamps switch, Auxiliary relay box 1
F34	15	Powertrain Control Module (PCM)
F35	20	Fog lamp relay, Daytime Running Lamps (DRL) relay, Headlamp, right, Headlamp, left, Instrument Cluster (IC), Fog lamps, Main light switch
F36	10	Trailer tow connector, Park/stop/turn lamp, right rear
F37	20	Power point, console 1, Power point, console 2

F38	25	Subwoofer
F39	20	Power point, Instrument panel
F40	20	Daytime Running Lamps (DRL) enable relay, Vehicle Security Module (VSM), Main light switch, Multifunction switch
F41 ⁽¹⁾	20	Data Link Connector (DLC), Cigar lighter, front
F42	10	Trailer tow connector, Park/stop/turn lamp, left rear, Multifunction switch
(1) Early build		

CENTRAL JUNCTION BOX LEGENDS (2 OF 2)

Fuse	Amps	Circuits protected
F101	30	Starter relay
F102	20	Ignition switch
F103	20	Anti-lock Brake System (ABS) module
F105	30	Trailer electronic brake control module
F106	30	Trailer tow relay, battery charge
F107	30	Trailer electronic brake control module
F108	30	Trailer tow relay, battery charge
F109	30	Adjustable pedal switch, Seat adjust switch, driver side front, Driver Seat Module (DSM)
F110 ⁽¹⁾	20	Data Link Connector (DLC), Cigar lighter front
F111	30	Clockwise (CW) motor 4x4 relay Counterclockwise (CCW) motor 4x4 relay
F112	40	Anti-lock Brake System (ABS) module
F113	30	Windshield wiper motor
F114	40	Heated rear window relay
F115	20	Roof opening panel module
F116	30	Front blower motor relay
F117 ⁽¹⁾	20	Power point Instrument panel
F118	30	Heated seat module, driver side front, Heated seat module, passenger side front
F401	30	CB power sliding window switch, rear, Roof opening panel module, Master window adjust switch, Window adjust switch, passenger

side

(1) Late build

INDICATOR FLASHER RELAY

NOTE: For component location, see ELECTRICAL COMPONENT LOCATOR - EXCEPT SUPERDUTY article.