

Fuse and Relay Information - Ranger

BATTERY JUNCTION BOX (BJB), 2.3L

CAUTION: When battery is disconnected, vehicle computer and memory systems may lose memory data. Driveability problems may exist until computer systems have completed a relearn cycle. See **COMPUTER RELEARN PROCEDURES** article in **GENERAL INFORMATION** before disconnecting battery.

NOTE: For component location, see **ELECTRICAL COMPONENT LOCATOR** article.

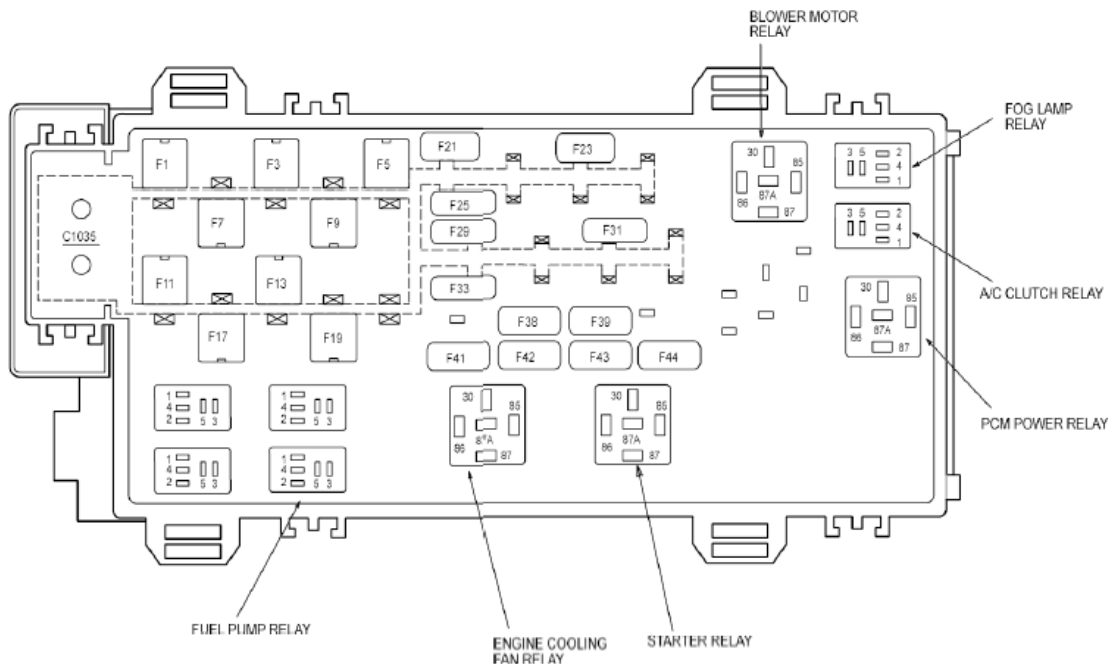


Fig. 1: Identifying Battery Junction Box (BJB), 2.3L

Courtesy of FORD MOTOR CO.

FUSE REFERENCE

FUSE	AMPS	Circuits Protected
F1	40A	Smart Junction Box (SJB)
F2	-	Not Used
F3	40A	Smart Junction Box (SJB)
F4	-	Not Used
F5	50A	Smart Junction Box (SJB)
F6	-	Not Used
F7	30A	Starter Relay
F8	-	Not Used
F9	40A	Ignition Switch
F10	-	Not Used

F11	30A	PCM power relay
F12	-	Not Used
F13	30A	Blower motor relay
F14	-	Not Used
F15	-	Not Used
F16	-	Not Used
F17	40A	Anti-lock Brake System (ABS) module
F18	-	Not Used
F19	20A	Engine cooling fan relay
F20	-	Not Used
F21	10A	Powertrain Control Module (PCM), Evaporative emission (EVAP) canister vent valve
F22	-	Not Used
F23	30A	Fuel Pump Relay, Fuel injectors
F24	-	Not Used
F25	10A	A/C clutch relay
F26	-	Not Used
F27	-	Not Used
F28	-	Not Used
F29	30A	Windshield wipers/washer
F30	-	Not Used
F31	15A	Fog lamp relay
F32	-	Not Used
F33	30A	Anti-lock Brake System (ABS) module
F34	-	Not Used
F35	-	Not Used
F36	-	Not Used
F37	-	Not Used
F38	7.5A	Trailer tow connector - Right turn
F39	15A	Powertrain Control Module (PCM)
F40	-	Not Used
F41	10A	5R44E Transmission
F42	7.5A	Trailer tow connector - Left turn
F43	20A	EVAP canister purge valve, Engine cooling fan relay, Idle Air Control (IAC) valve, Heated Oxygen Sensor (HO2S) #11, Heated Oxygen Sensor (HO2S) #12, Mass Air Flow/Intake Air Temperature (MAF/IAT) sensor, EGR stepper motor, A/C relay coil
F44	15A	Ignition coil, Ignition transformer capacitor 1

BATTERY JUNCTION BOX (BJB), 4.0L

CAUTION: When battery is disconnected, vehicle computer and memory systems may lose memory data. Driveability problems may exist until computer systems have completed a relearn cycle. See **COMPUTER RELEARN PROCEDURES** article in **GENERAL INFORMATION** before disconnecting battery.

NOTE: For component location, see ELECTRICAL COMPONENT LOCATOR article.

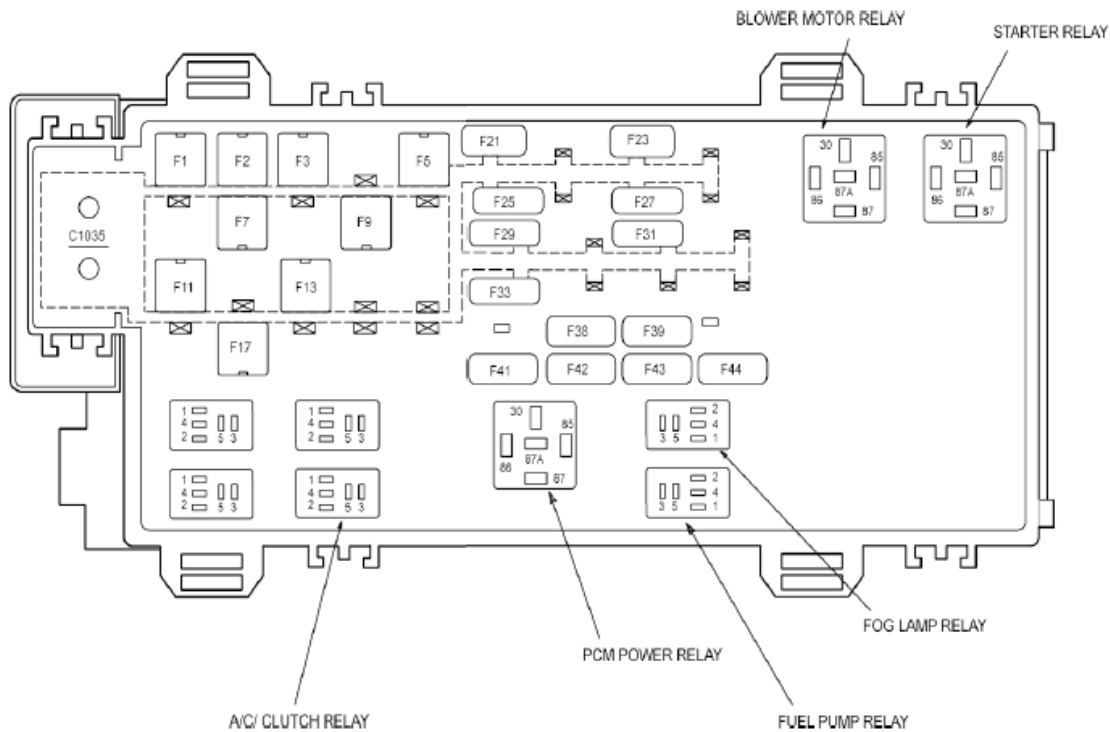


Fig. 2: Identifying Battery Junction Box (BJB), 4.0L
 Courtesy of FORD MOTOR CO.

FUSE REFERENCE

FUSE	AMPS	Circuits Protected
F1	40A	Smart Junction Box (SJB)
F2	-	Not Used
F3	40A	Smart Junction Box (SJB)
F4	-	Not Used
F5	50A	Smart Junction Box (SJB)
F6	-	Not Used
F7	30A	Starter Relay
F8	-	Not Used
F9	40A	Ignition Switch
F10	-	Not Used
F11	30A	PCM power relay
F12	-	Not Used
F13	30A	Blower motor relay
F14	-	Not Used
F15	-	Not Used
F16	-	Not Used
F17	40A	Anti-lock Brake System (ABS) module
F18	-	Not Used
F19	-	Not Used
F20	-	Not Used

F21	10A	Powertrain Control Module (PCM), Evaporative emission (EVAP) canister vent valve
F22	-	Not Used
F23	30A	Fuel Pump Relay, Fuel injectors
F24	-	Not Used
F25	10A	A/C clutch relay
F26	-	Not Used
F27	20A	4X4 control module
F28	-	Not Used
F29	30A	Windshield wipers/washer
F30	-	Not Used
F31	15A	Fog lamp relay
F32	-	Not Used
F33	30A	Anti-lock Brake System (ABS) module
F34	-	Not Used
F35	-	Not Used
F36	-	Not Used
F37	-	Not Used
F38	7.5A	Trailer tow connector - Right turn
F39	15A	Powertrain Control Module (PCM)
F40	-	Not Used
F41	10A	5R44E Transmission
F42	7.5A	Trailer tow connector - Left turn
F43	20A	EVAP canister purge valve, Heated Positive Crankcase Ventilation (PCV) valve, Idle Air Control (IAC) valve, Mass Air Flow/Intake Air Temperature (MAF/IAT) sensor, Heated Oxygen Sensor (HO2S) #11, Heated Oxygen Sensor (HO2S) #12, Heated Oxygen Sensor (HO2S) #21, Heated Oxygen Sensor (HO2S) #22, EGR vacuum regulator solenoid valve, A/C relay coil
F44	15A	Ignition coil, Ignition transformer capacitor 1

FUSE LINKS

CAUTION: When battery is disconnected, vehicle computer and memory systems may lose memory data. Driveability problems may exist until computer systems have completed a relearn cycle. See **COMPUTER RELEARN PROCEDURES** article in **GENERAL INFORMATION** before disconnecting battery.

NOTE: For component location, see **ELECTRICAL COMPONENT LOCATOR** article.

INDICATOR FLASHER RELAY

CAUTION: When battery is disconnected, vehicle computer and memory systems may lose memory data. Driveability problems may exist until computer systems have completed a relearn cycle. See **COMPUTER RELEARN PROCEDURES** article in **GENERAL INFORMATION** before disconnecting battery.

NOTE: For component location, see ELECTRICAL COMPONENT LOCATOR article.

SMART JUNCTION BOX (SJB)

CAUTION: When battery is disconnected, vehicle computer and memory systems may lose memory data. Driveability problems may exist until computer systems have completed a relearn cycle. See COMPUTER RELEARN PROCEDURES article in GENERAL INFORMATION before disconnecting battery.

NOTE: For component location, see ELECTRICAL COMPONENT LOCATOR article.

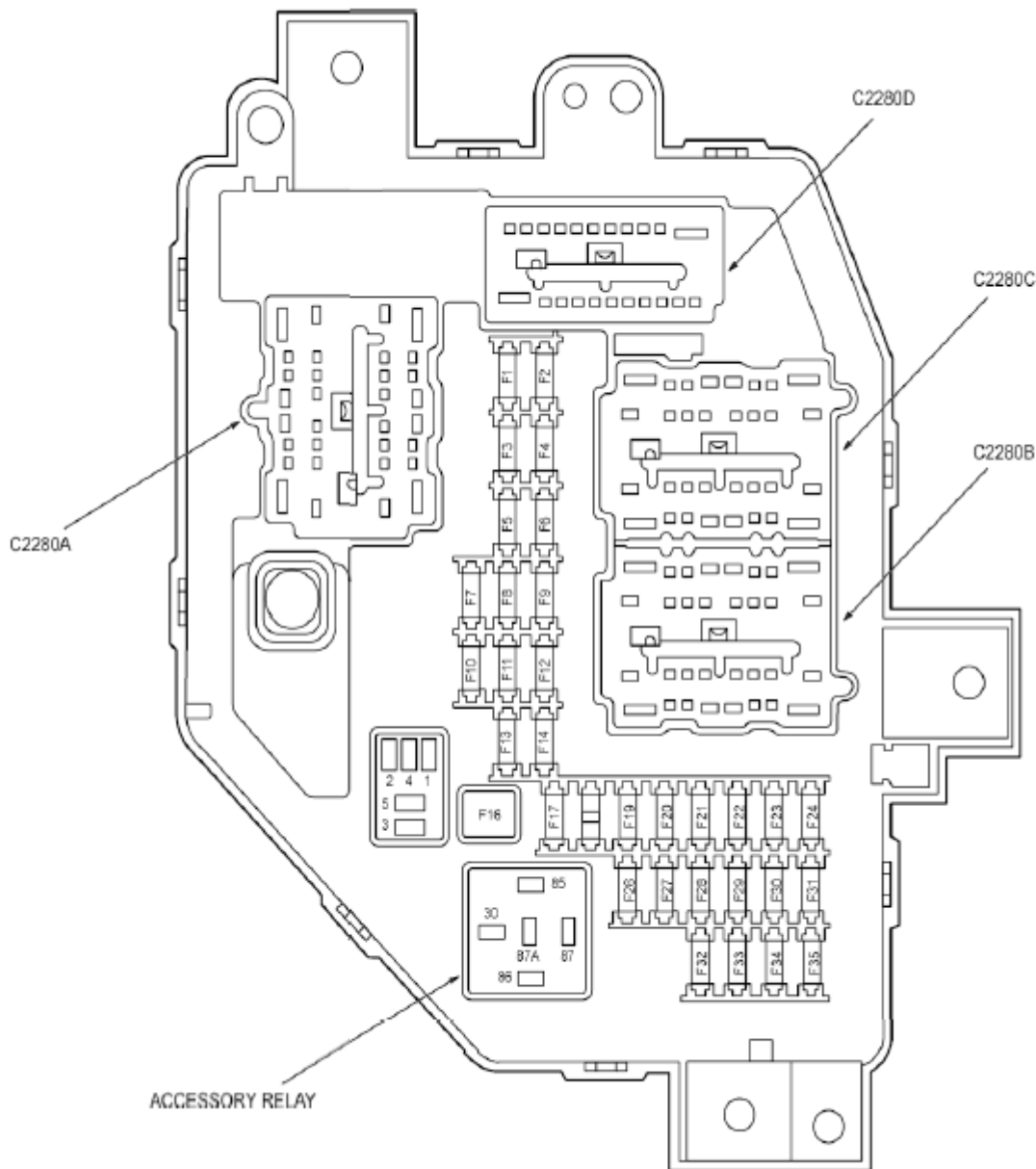


Fig. 3: Identifying Smart Junction Box (SJB)
Courtesy of FORD MOTOR CO.

FUSE REFERENCE

FUSE	AMPS	Circuits Protected
F1	5A	Illumination dimmer
F2	10A	Trailer tow connector - Park
F3	10A	Headlamp, right (Low beam lamp feed)
F4	10A	Headlamp, left (Low beam lamp feed)
F5	5A	Windshield wiper module
F6	10A	Audio unit, Door lock switch illumination
F7	5A	Not Used
F8	10A	Restraints Control Module (RCM), Occupant Classification System Module (OCSM), Passenger Air bag Deactivation (PAD) Indicator
F9	5A	Instrument Cluster (IC), Air bag indicator
F10	10A	4X4 control module, Instrument Cluster (IC)
F11	10A	Smart Junction Box (SJB), logic power
F12	15A	Satellite radio receiver
F13	15A	Interior lamp relay, Horn relay
F14	15A	High beam lamp feed to High beam indicator, Headlamp, right, Headlamp, left
F16	30A	Accessory relay (Power windows)
F17	15A	Indicator flasher relay
F18	-	Not Used
F19	20A	Brake pedal position switch (Stoplamps)
F20	10A	Transmission control switch, Digital Transmission Range (TR) sensor, Speed control servo, Anti-lock Brake System (ABS) module, Indicator flasher relay, Reversing lamps switch, Speed control On/Off switch, Speed control Set/Resume switch, Steering Angle Sensor Module (SASM)
F21	5A	Digital Transmission Range (TR) sensor, Starter relay. Powertrain Control Module (PCM)
F22	5A	Audio unit
F23	30A	Main light switch, Multifunction switch
F24	20A	Audio unit
F26	2A	Deactivator switch
F27	10A	Blend door actuator, Climate control assembly
F28	15A	4X4 control module
F29	20A	Cigar lighter, front, Data Link Connector (DLC)
F30	5A	Exterior rear view mirror switch
F31	20A	Park lamp relay
F32	5A	Brake pedal position switch (logic power), Brake shift interlock
F33	5A	Instrument Cluster (IC), Neutral tow indicator
F34	20A	Power point
F35	15A	Door lock/unlock relay, Driver door unlock relay