

Fuse & Relay Information - Fusion Hybrid, Milan Hybrid & MKZ Hybrid

AUXILIARY RELAY BOX

CAUTION: When battery is disconnected, vehicle computer and memory systems may lose memory data. Driveability problems may exist until computer systems have completed a relearn cycle. See **COMPUTER RELEARN PROCEDURES** article in **GENERAL INFORMATION** before disconnecting battery.

NOTE: For component location, see **OEM COMPONENT LOCATIONS (HYBRID)** article.

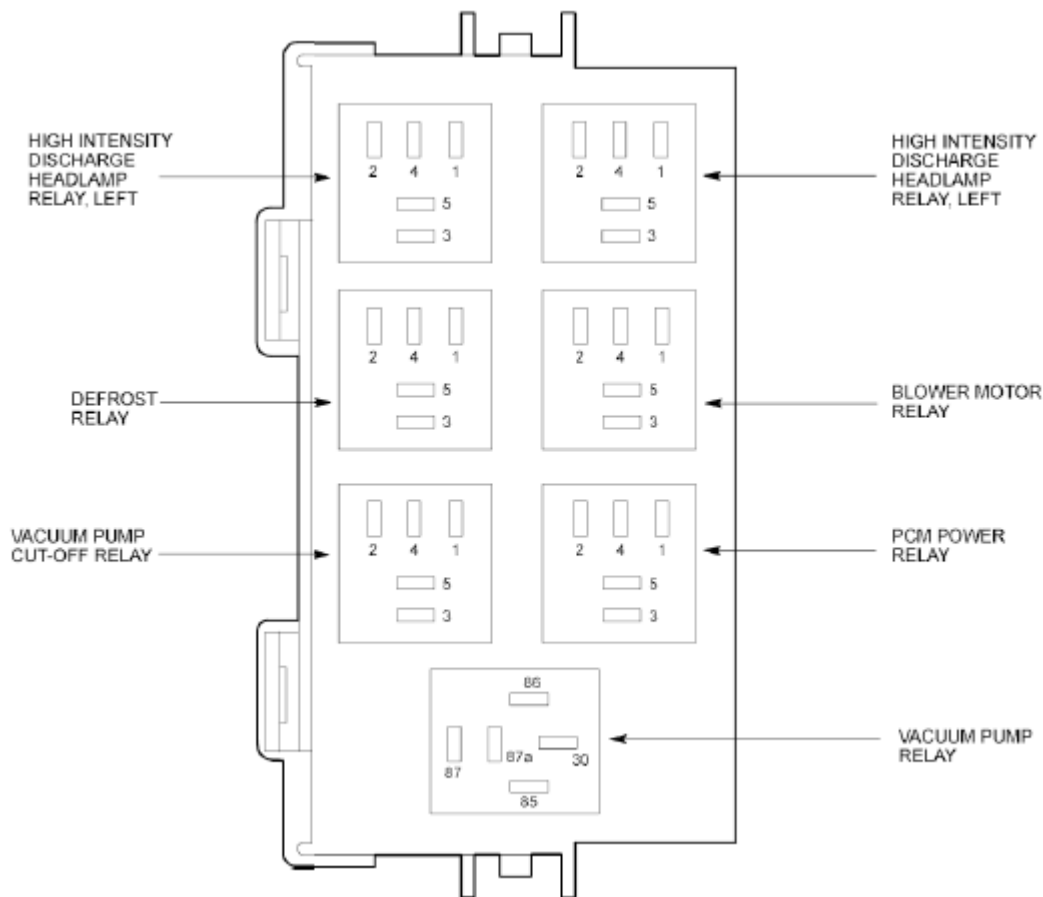


Fig. 1: Identifying Auxiliary Relay Box
Courtesy of FORD MOTOR CO.

BATTERY JUNCTION BOX (BJB)

NOTE: For component location, see **OEM COMPONENT LOCATIONS (HYBRID)** article.

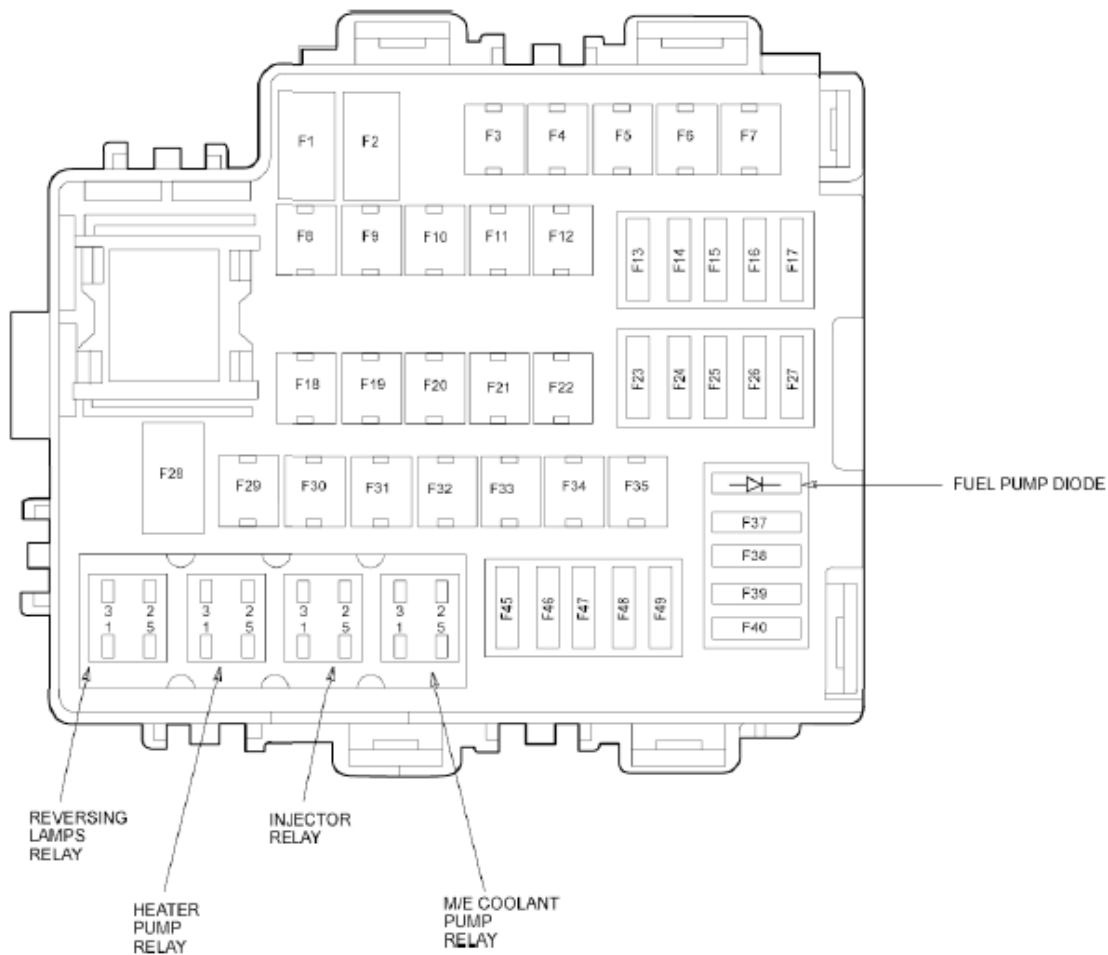


Fig. 2: Identifying Battery Junction Box (BJB)
 Courtesy of FORD MOTOR CO.

BATTERY JUNCTION BOX (BJB) FUSES REFERENCE CHART

Fuse	Amps	Circuits protected
F1	50	Power Steering Control Module (PSCM)
F2	50	Power Steering Control Module (PSCM)
F3	40	Auxiliary relay box - PCM power relay
F4	-	Not used
F5	-	Not used
F6	40	Auxiliary relay box - Defrost relay
F7	30	Auxiliary relay box - Vacuum pump cut-off relay
F8	50	Anti-lock Brake System (ABS) module
F9	20	Windshield wiper module
F10	30	Anti-lock Brake System (ABS) module
F11	-	Not used
F12	30	Climate controlled seat module
F13	15	Heater pump relay, M/E coolant pump relay
F14	-	Not used
F15	-	Not used
F16	-	Not used

F17	10	Battery Energy Control Module (BECM)
F18	30	DC/AC inverter module
F19	-	Not used
F20	20	Audio Digital Signal Processing (DSP) module, Audio amplifier
F21	20	Audio Digital Signal Processing (DSP) module, Audio amplifier
F22	20	Power point, console
F23	10	Powertrain Control Module (PCM), EVAP canister vent solenoid, Traction control module
F24	-	Not used
F25	-	Not used
F26	15	Auxiliary relay box - High intensity discharge headlamp relay, left
F27	15	Auxiliary relay box - High intensity discharge headlamp relay, right
F28	60	Engine cooling fan motor
F29	20	Cigar lighter, front
F30	30	Injector relay
F31	30	Seat control switch, passenger side front
F32	30	Seat control switch, driver side front, Driver Seat Module (DSM)
F33	20	Roof opening panel module
F34	-	Not used
F35	40	Auxiliary relay box - Blower motor relay
F36	-	Fuel Pump diode
F37	5	Anti-lock Brake System (ABS) module
F38	10	Exterior rear view mirror, LH and RH
F39	10	Transaxle Control Module
F40	10	Powertrain Control Module (PCM)
F45	15	Fuel injectors, Powertrain Control Module (PCM)
F46	15	Coil On Plugs (COPs), Ignition transformer capacitor 1
F47	10	Reversing lamp relay, Heater pump relay, M/E coolant pump relay, Air Conditioning Compressor Module (ACCM), Anti-lock Brake System (ABS) module, DC/DC converter module
F48	20	Fuel pump relay, Battery Energy Control Module (BECM)
F49	15	Variable Camshaft Timing (VCT) solenoid, EGR stepper motor, Heated Oxygen Sensor (HO2S) #11, 12, Brake Pedal Position (BPP) switch, Mass Air Flow/Intake Air Temperature (MAF/IAT), Vapor blocking valve, EVAP canister purge valve

BUSSED ELECTRICAL CENTER

NOTE: For component location, see OEM COMPONENT LOCATIONS (HYBRID) article.

DUAL BATTERY FUSE ASSEMBLY

NOTE: For component location, see OEM COMPONENT LOCATIONS (HYBRID) article.

SMART JUNCTION BOX (SJB)

NOTE: For component location, see OEM COMPONENT LOCATIONS (HYBRID) article.

SMART JUNCTION BOX (SJB)

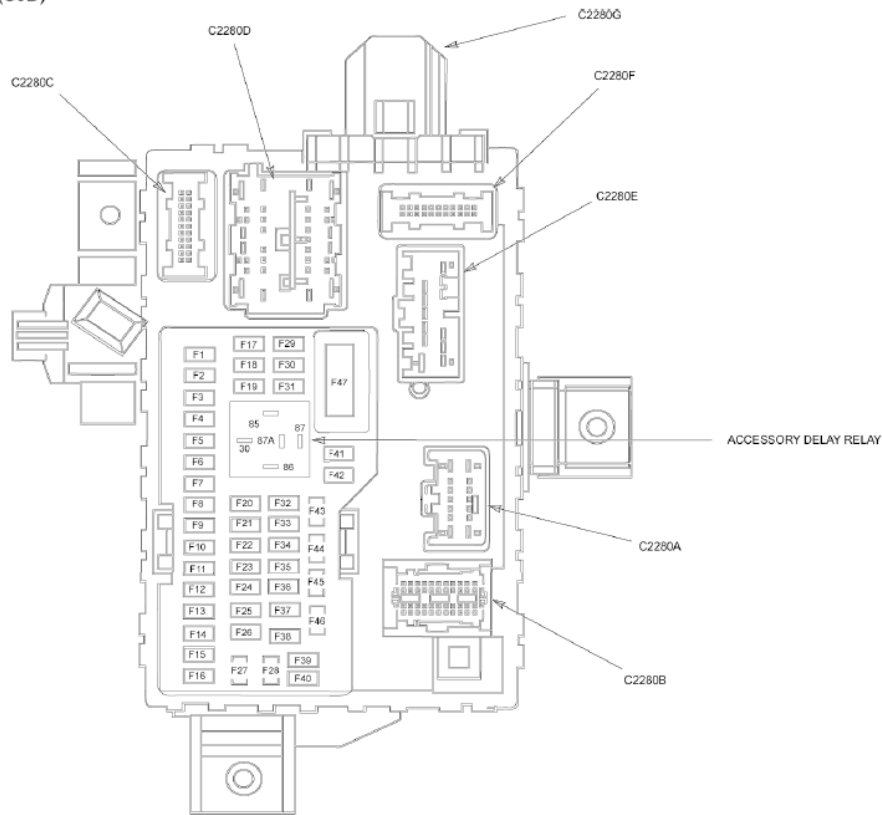


Fig. 3: Identifying Smart Junction Box (SJB)
Courtesy of FORD MOTOR CO.

SMART JUNCTION BOX (SJB) FUSES REFERENCE CHART

Fuse	Amps	Circuits protected
F1	30	Power window motor, left front
F2	15	Brake Pedal Position (BPP) switch
F3	15	Traction battery control cooling fan
F4	30	Power window motor, right front
F5	10	SJB logic, Keypad switch assembly, Floor shifter
F6	20	Park/Turn lamp, left front and right front, Turn lamp, left rear and right rear, Park/Turn/Stop lamp, left rear and right rear
F7	10	Headlamp, left, High Intensity Discharge (HID) headlamp relay, left
F8	10	Headlamp, right, High Intensity Discharge (HID) headlamp relay, right
F9	15	Interior lamp, front and rear
F10	15	Exterior rear view mirror LH and RH side, SJB logic, Dimmer switch, Traction control/Ambient lighting switch, Hazard flasher switch, Luggage compartment lid release switch, Message center switch, Clockspring, Main light switch, Floor shifter
F11	10	Not used
F12	7.5	Exterior rear view mirror switch

F13	5	Accessory Protocol Interface Module (APIM)
F14	10	Front Controls Interface Module (FCIM), Ambient lighting module, Front Display Interface Module (FDIM), Global Positioning Satellite GPS module
F15	10	HVAC-DATC
F16	15	Not used
F17	20	All lock relay, All unlock relay, Driver unlock relay, Luggage compartment lid relay, Power window motor, left and right front, Door lock actuators, Luggage compartment lid release solenoid/ajar switch
F18	20	Heated seat module
F19	25	Audio Digital Signal Processing (DSP) module
F20	15	Data Link Connector (DLC)
F21	15	Fog lamp relay
F22	15	Park lamp relay
F23	15	High beam relay
F24	20	Horn relay
F25	10	Demand lamp/Battery saver relay
F26	10	Instrument Panel Cluster (IPC)
F27	20	Ignition switch
F28	5	Audio Control Module (ACM), Powertrain Control Module (PCM)
F29	5	Instrument Panel Cluster (IPC)
F30	5	Not used
F31	10	Not used
F32	10	Restraints Control Module (RCM)
F33	10	Not used
F34	5	Not used
F35	10	DC/AC inverter module, Parking Aid Module (PAM), Rear view camera, Heated seat module, Blind spot monitoring sensor, left and right rear
F36	5	Passive anti-theft transceiver
F37	10	In-vehicle temperature/humidity sensor
F38	20	Subwoofer amplifier, Audio amplifier
F39	20	Audio Control Module (ACM)
F40	20	Not used
F41	15	Master window control switch, Door lock switch, driver and passenger, Window control switch passenger, Roof opening panel switch, Roof opening panel module, Overhead lighting, Auto-dimming interior mirror, Rear view camera display mirror, Cigar lighter, Traction control/Ambient lighting switch, Ambient lighting module, Ambient select switch
F42	10	Power Steering Control Module (PSCM)
F43	10	Rain sensor module
F44	10	Fuel pump diode, Powertrain Control Module (PCM)
F45	5	Defrost relay, Blower motor relay, Windshield wiper module
F46	7.5	Occupant Classification System Module (OCSM), PAD indicator, Front Control Interface Module (FCIM)
F47	30 c.b	Master window control switch, Window control switch, passenger side