

Fuse & Relay Information - E-Series

IDENTIFICATION

CAUTION: When battery is disconnected, vehicle computer and memory systems may lose memory data. Driveability problems may exist until computer systems have completed a relearn cycle. See **COMPUTER RELEARN PROCEDURES** article in **GENERAL INFORMATION** before disconnecting battery.

AUXILIARY BATTERY RELAY

NOTE: For component location, see [ELECTRICAL COMPONENT LOCATOR](#) article.

AUXILIARY RELAY BOX 1

NOTE: For component location, see [ELECTRICAL COMPONENT LOCATOR](#) article.

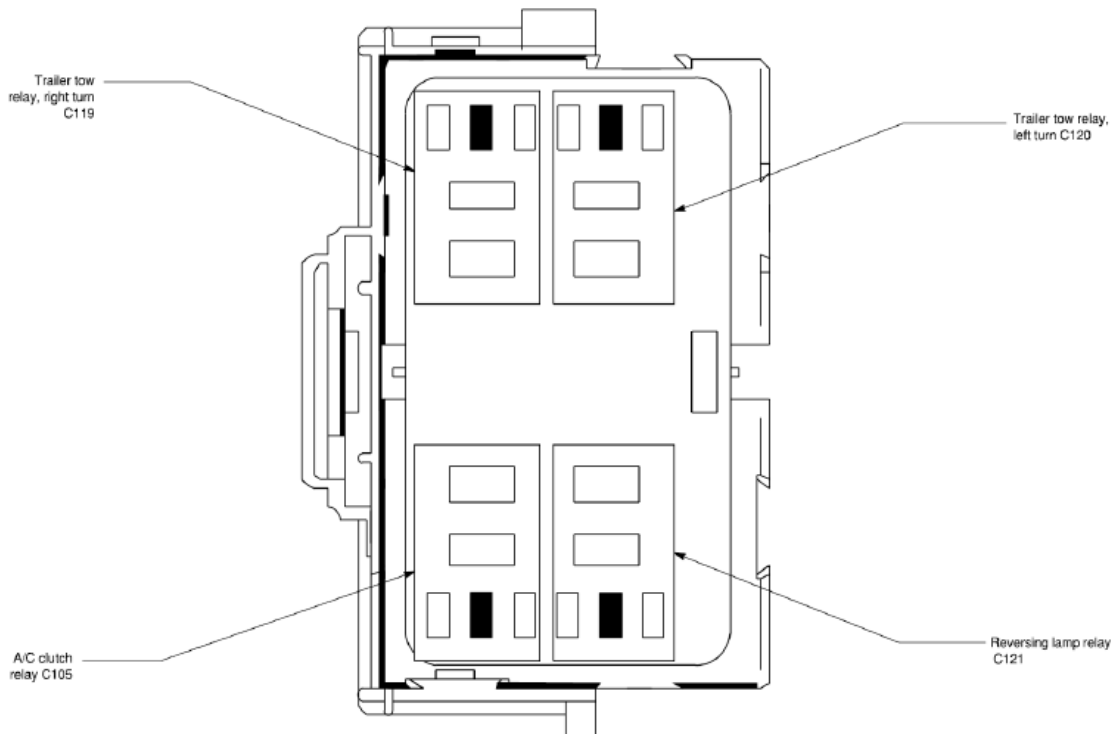


Fig. 1: Auxiliary Relay Box 1 Components

AUXILIARY RELAY BOX 2

NOTE: For component location, see [ELECTRICAL COMPONENT LOCATOR](#) article.

NOTE: Stripped chassis is not equipped with Auxiliary Relay Box 2.

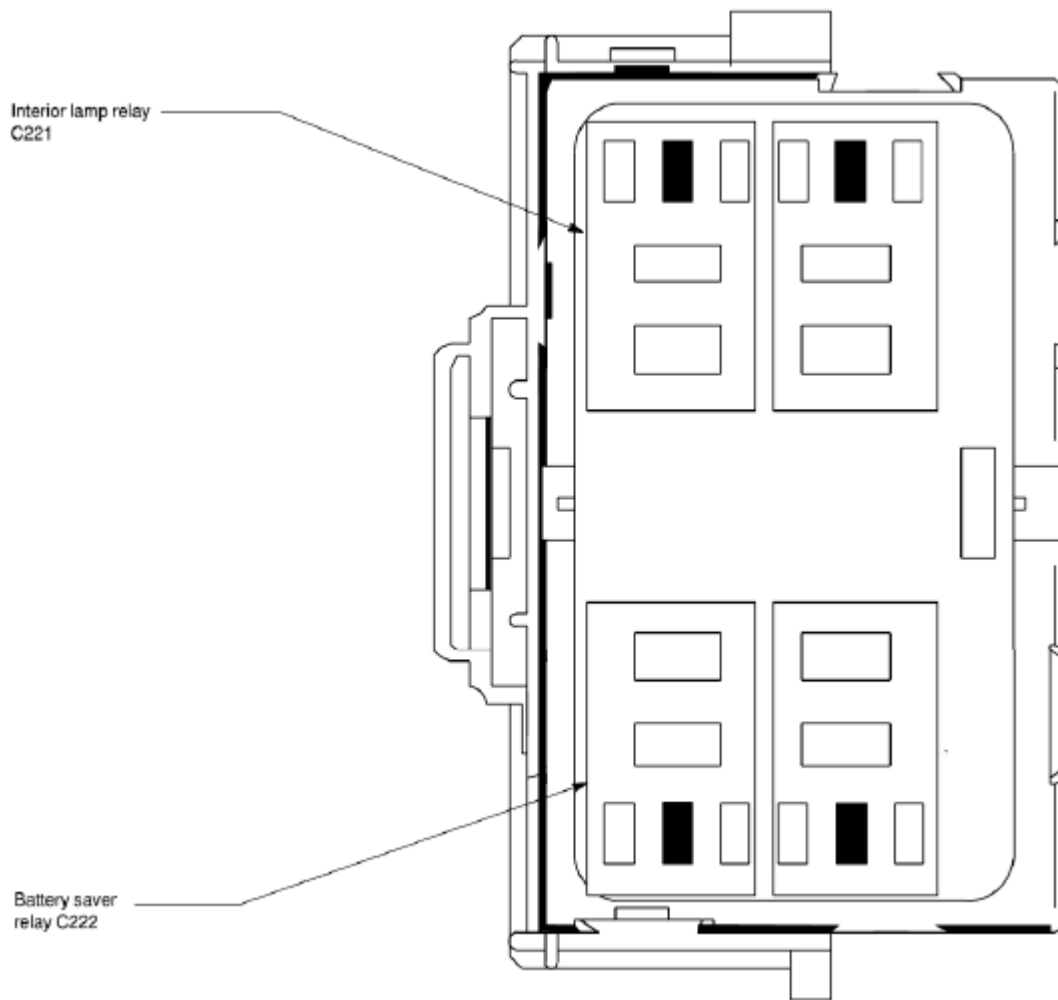


Fig. 2: Auxiliary Relay Box 2 Components

BATTERY JUNCTION BOX (BJB) (14A003)

NOTE: For component location, see [ELECTRICAL COMPONENT LOCATOR](#) article.

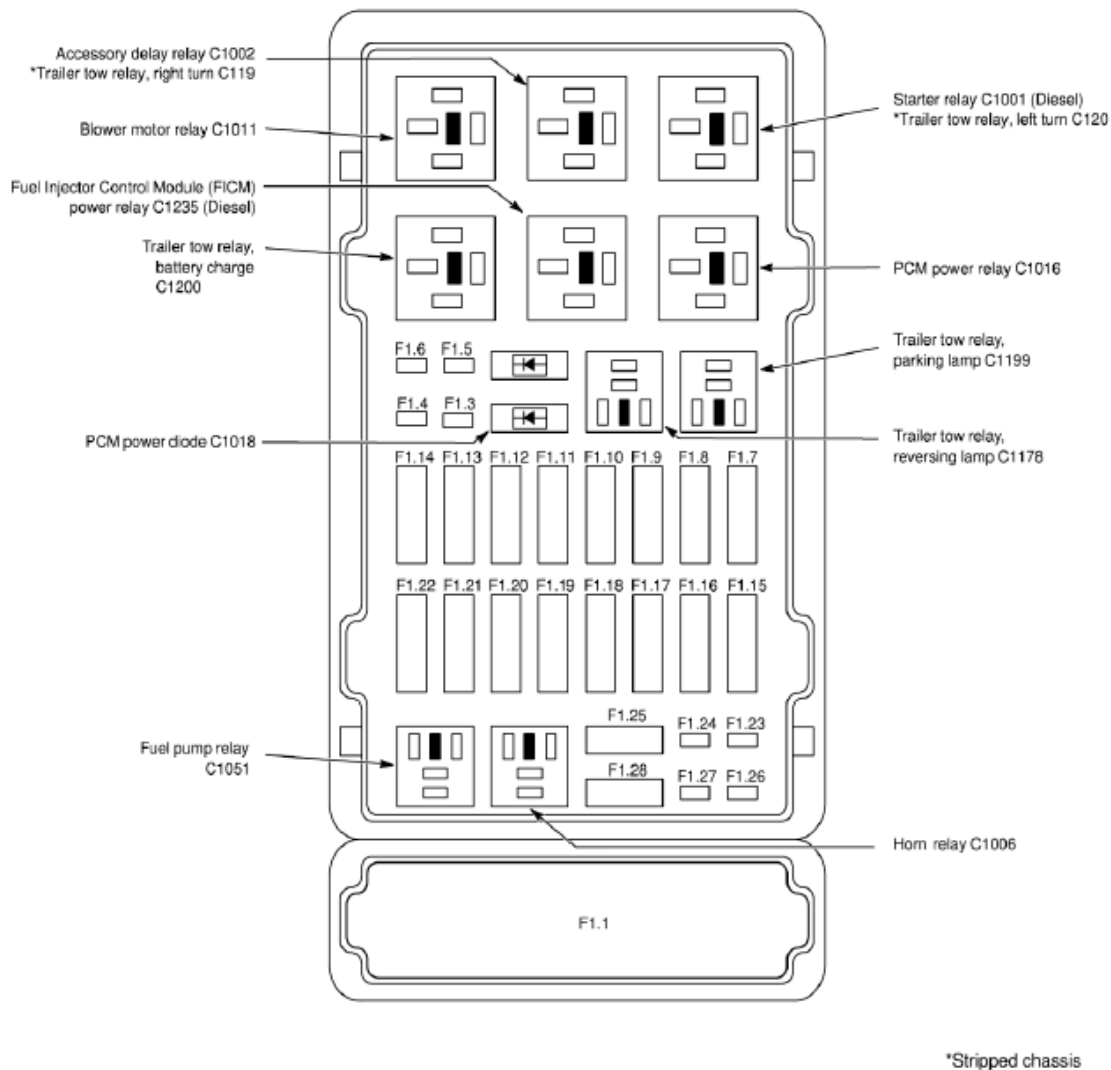


Fig. 3: Battery Junction Box Components

BATTERY JUNCTION BOX COMPONENTS LEGEND

Fuse	Amps	Circuits protected
F1.1	-	PCM power diode
F1.3	10	A/C clutch relay, Daytime Running Lamps (DRL) module (with daytime running lamps)
F1.4	-	not used
F1.5	15	Horn relay
F1.6	2	Brake pressure switch (13411)
F1.7	60	Ignition switch (11572), accessory delay relay (except stripped chassis)
F1.8	40	Trailer tow relay, battery charge
F1.9	50	Modified vehicle power
F1.10	30	Trailer electronic brake control connector (Except stripped chassis)
F1.11	60	ABS control module (2C219)
F1.12	60	F2.29 (not used), F2.34 (stripped chassis), F2.38 (cutaway), F2.40 (except stripped chassis), F2.41 (with modified vehicle)
F1.13	20	Fuel pump relay
F1.14	50	Rear A/C blower speed relay 1 (with auxiliary A/C)

F1.15	30	Main light switch (11654)
F1.16	-	not used
F1.17	50	Blower motor relay
F1.18	60	F1.3, F1.5, F1.23 (diesel), F1.26, F2.26, F2.32 (except stripped chassis), Starter relay (diesel)
F1.19	50	Fuel Injector Control Module (FICM) power relay (Diesel)
F1.20	60	F1.8, F1.24, Auxiliary battery relay (with auxiliary battery)
F1.21	30	F1.27, PCM power relay
F1.22	60	F2.4, F2.5 (with power locks, without remote keyless entry), F2.10, F2.11, F2.17 (with power mirrors), F2.22 (not on stripped chassis), F2.23 (with remote keyless entry), F2.44, F2.16, (on stripped chassis)
F1.23	10	Generator, Secondary (diesel with dual generators)
F1.24	20	Trailer tow relay, reversing lamp; trailer tow relay, parking lamp
F1.25	-	not used
F1.26	20	Trailer tow relay, right turn; trailer tow relay, left turn
F1.27	10	Powertrain Control Module (PCM) (12A650)
F1.28	-	not used
*stripped chassis		
**4.6L/5.4L stripped chassis		

CENTRAL JUNCTION BOX (CJB) (14A068)

NOTE: For component location, see ELECTRICAL COMPONENT LOCATOR article.

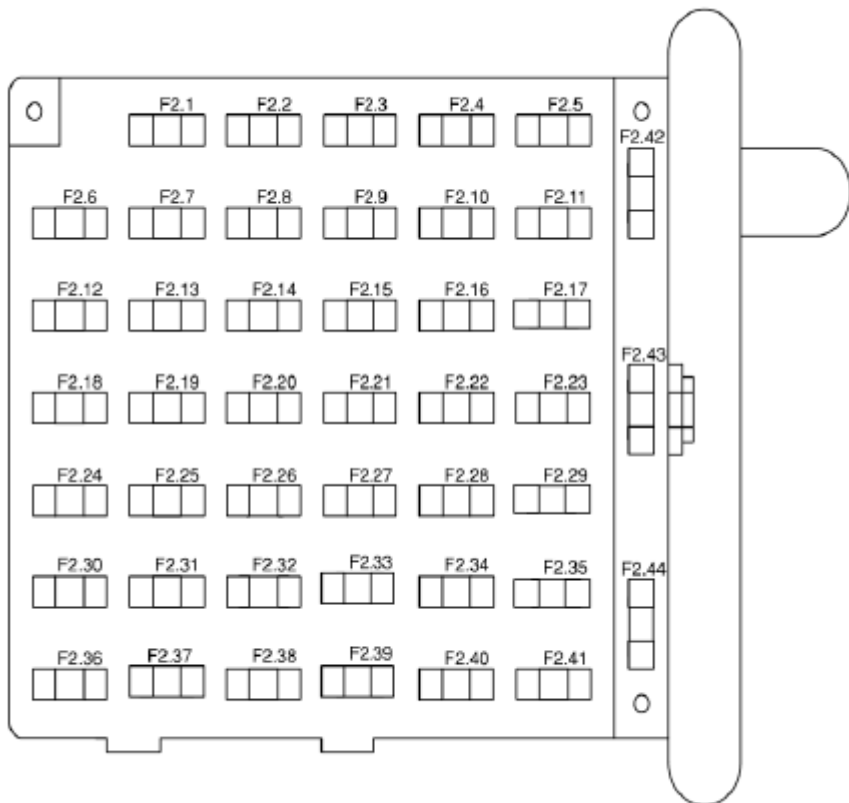


Fig. 4: Central Junction Box Components

CENTRAL JUNCTION BOX COMPONENTS LEGEND

Fuse	Amps	Circuits protected
F2.1	5	ABS control module (2C219)
F2.2	10	Overdrive cancel switch (7G550) (except diesel), Vehicle Security Module (VSM) (15K602) (with remote keyless entry), tow/haul switch (7G550) (diesel)
F2.3	15	Modified vehicle power (stripped chassis), radio (18806) (except stripped chassis), overhead console (with overhead console), Instrument cluster high beam indicator, DRL module, left high beam headlamp, right high beam headlamp
F2.4	15	Battery saver relay, courtesy lamp switch (stripped chassis)
F2.5	30	Master window/door lock/unlock switch (with power locks, without remote keyless entry), front passenger window/door lock switch (with power locks, without remote keyless entry), door lock switch, rear doors (with power locks, without remote keyless entry, except cutaway), not used (stripped chassis)
F2.6	10	Brake shift interlock
F2.7	10	Multifunction switch
F2.8	30	Ignition transformer capacitor 1 (18801) (except diesel), Ignition transformer capacitor 2 (18801) (except diesel), PCM power diode. Fuel heater (diesel), Coil On Plug (COP) (except diesel), Fuel Injection Control Module (FICM) (diesel), PCM power relay
F2.9	5	Wiper Control Module (WCM), modified vehicle power (stripped chassis) windshield wiper motor (17508) (except stripped chassis)
F2.10	20	Main light switch (11654), multifunction switch, Vehicle Security Module (VSM) (15K602) (with remote keyless entry)
F2.11	15	Multifunction switch, Brake pedal position switch (13480)
F2.12	15	Digital Transmission Range (DTR) sensor (7F293) (except diesel), Auxiliary battery relay (with auxiliary battery), reversing lamp relay (Diesel)
F2.13	15	Function selector switch assembly front, Temperature blend door actuator (19E616), modified vehicle power (stripped chassis)
F2.14	5	Instrument cluster
F2.15	5	Trailer tow relay, battery charge, instrument cluster, Daytime Running Lamps (DRL) module (with daytime running lamps)
F2.16	30	Seal adjust switch, driver side front (14A701) (with power seats), not used (stripped chassis)
F2.17	5	Exterior rear view mirror switch (17B676) (with power mirrors), not used (stripped chassis)
F2.18	-	not used
F2.19	-	not used
F2.20	10	Restraints control module (14B321) (except stripped chassis)
F2.21	-	not used
F2.22	15	Radio (18806), instrument cluster, battery saver relay, interior lamp relay, accessory delay relay, modified vehicle power (stripped chassis)
F2.23	20	Vehicle Security Module (VSM) (15K602) (with remote keyless entry), not used (stripped chassis)
F2.24	-	not used
F2.25	10	Headlamp, left (13008) (low beam)
F2.26	20	Cigar lighter, front (15055), (except stripped chassis) Data Link Connector (DLC) (14489)
F2.27	5	Radio (18806) (except stripped chassis)

F2.28	20	not used (ignition feed)
F2.29	-	not used
F2.30	15	Instrument cluster, Daytime Running Lamps (DRL) module, left headlamp (except stripped chassis), right headlamp (except stripped chassis), body builder connectors (stripped chassis)
F2.31	10	Headlamp, right (13008), (low beam)
F2.32	20	Power point (19N236)
F2.33	10	Starter relay (Diesel), Digital Transmission Range (DTR) sensor (except diesel)
F2.34	-	not used
F2.35	-	not used
F2.36	5	Instrument cluster, Radio (18806) (except stripped chassis), Air bag sliding contact (14A664) (except stripped chassis), function selector switch assembly, front (except stripped chassis), Modified vehicle power (modified vehicle)
F2.37	-	not used
F2.38	10/15	not used
F2.39	10	Multifunction switch, high mount stop lamp, dealer installed electronic brake
F2.40	20	Power point (19N236)
F2.41	30	Modified vehicle power
F2.42	20 a.c.b.	Front passenger window/door lock switch (with power door locks), master window/door lock/unlock switch (with power door locks)
F2.43	-	not used
F2.44	20 c.b.	Wiper/washer
* Stripped Chassis		

FUSIBLE LINKS

NOTE: For component location, see ELECTRICAL COMPONENT LOCATOR article.

REAR A/C BLOWER SPEED RELAYS 1 & 2

NOTE: For component location, see ELECTRICAL COMPONENT LOCATOR article.