

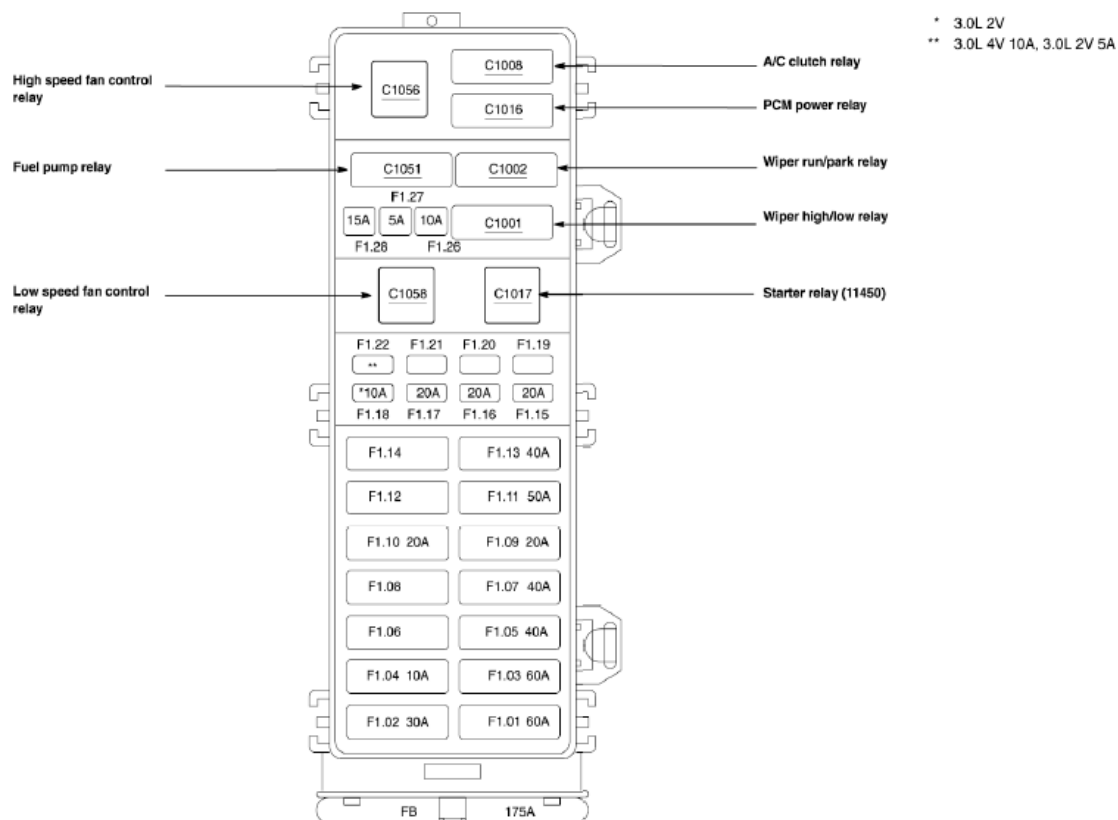
## Fuse & Relay Information - Sable & Taurus

### IDENTIFICATION

**CAUTION:** When battery is disconnected, vehicle computer and memory systems may lose memory data. Driveability problems may exist until computer systems have completed a relearn cycle. See **COMPUTER RELEARN PROCEDURES** article in **GENERAL INFORMATION** before disconnecting battery.

### BATTERY JUNCTION BOX (BJB)

**NOTE:** For component location, see appropriate **ELECTRICAL COMPONENT LOCATIONS** article.



**Fig. 1: Battery Junction Box Components**

### BATTERY JUNCTION BOX COMPONENTS LEGEND

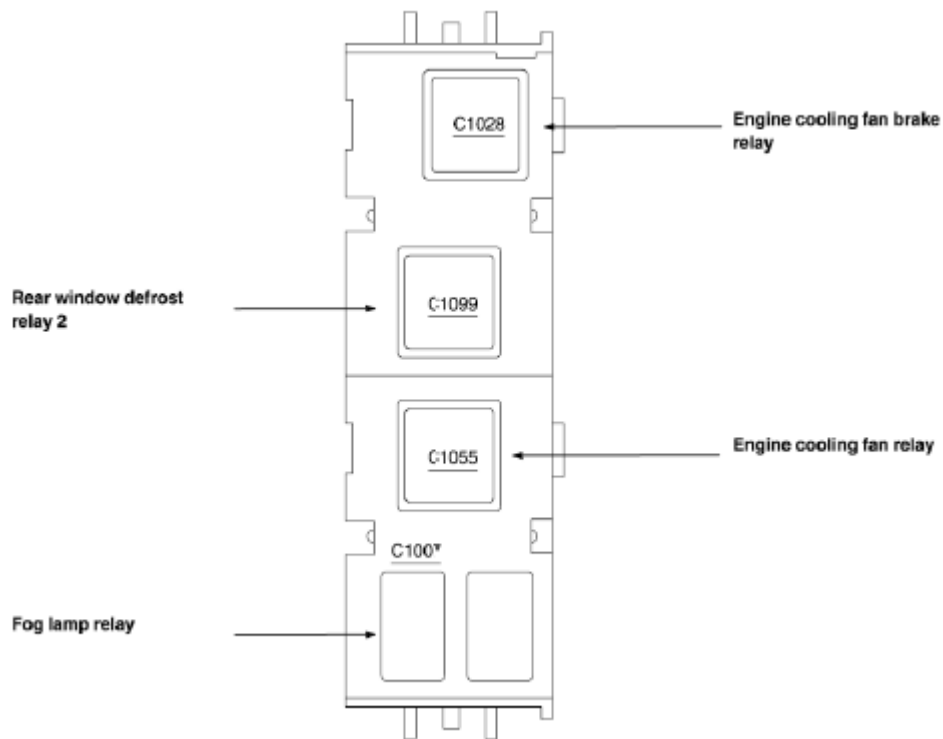
Fuse	Amps	Circuits protected
FB	175	Battery Junction Box (BJB) (14A003), Generator (10300)
F1.01	60	Smart Junction Box (SJB) (14B476)
F1.02	30	PCM power relay
F1.03	60	Smart Junction Box (SJB) (14B476)
F1.04	10	Engine cooling fan motor 1 (8C607)

F1.05	40	Engine cooling fan motor
F1.06	-	not used
F1.07	40	Starter relay (11450), Ignition switch (11572)
F1.08	-	not used
F1.09	20	Engine cooling fan brake relay
F1.10	20	Engine cooling fan motor 2 (8C607)
F1.11	50	Rear window defrost relay 2
F1.12	-	not used
F1.13	40	ABS control module (2C346)
F1.14	-	not used
F1.15	20	ABS control module (2C346)
F1.16	20	Fuel pump relay
F1.17	20	Rear Control Unit (RCU) (18C851), CD changer (18C630)
F1.18	10	Powertrain Control Module (PCM) (12A650), A/C clutch relay, Idle Air Control (IAC) valve (9F715) (3.0L 2V)
F1.19	-	not used
F1.20	-	not used
F1.21	-	not used
F1.22	10	Powertrain Control Module (PCM) (12A650), A/C clutch relay, Idle Air Control (IAC) valve (9F715) (3.0L 4V)
F1.22	5	Heated Positive Crankcase Ventilation (PCV) valve (6A666) (3.0L 2V)
F1.26	10	Generator (10300)
F1.27	5	Rear Control Unit (RCU) (18C851), Power antenna module (19A018)
F1.28	15	AX4S/4F50N Transmission (7000), A/C clutch relay, Evaporative emission (EVAP) canister vent valve (9F945), Oxygen sensor (O2S), Mass Air Flow (MAF) sensor (12B579)

## IGNITION TRANSFORMER CAPACITOR 1

**NOTE:** For component location, see appropriate **ELECTRICAL COMPONENT LOCATIONS** article.

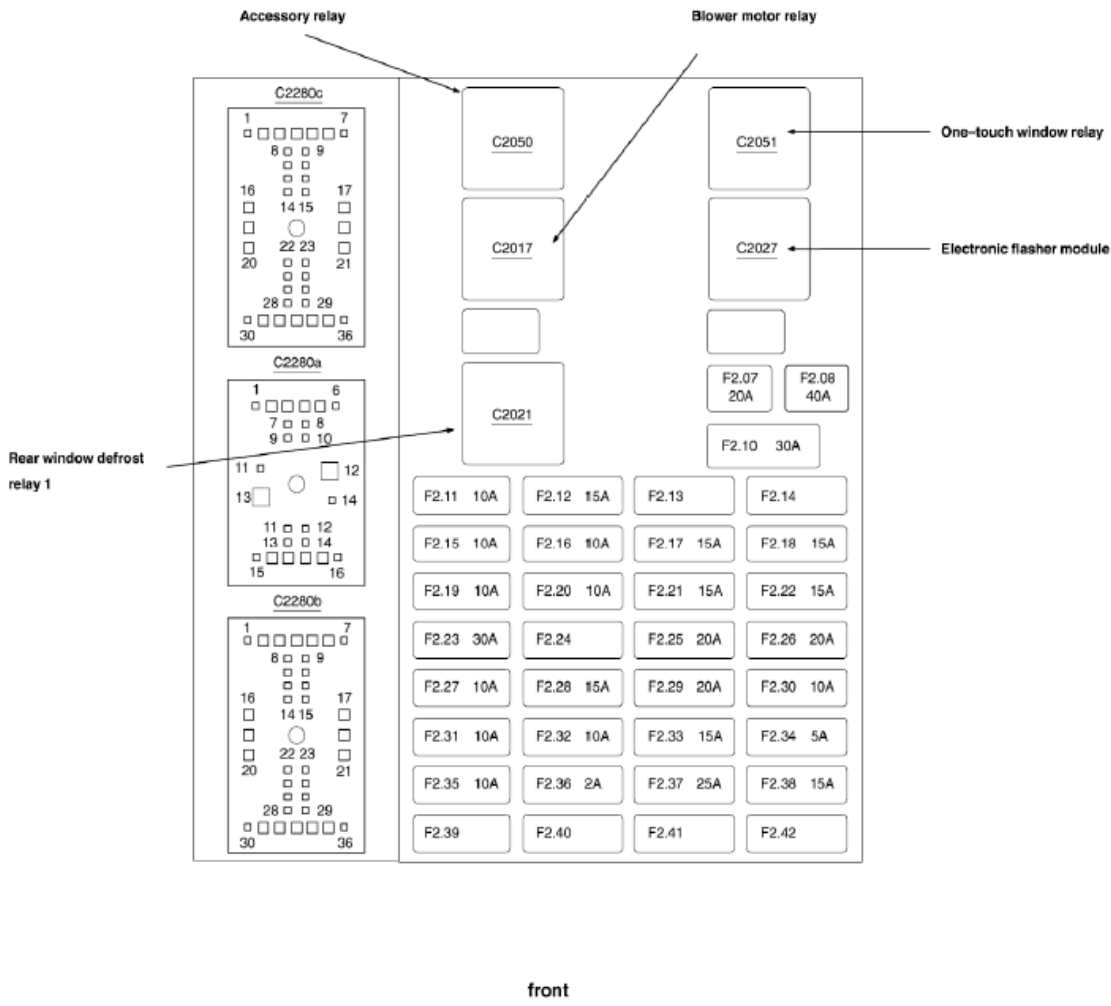
## RELAY CENTER BOX 1



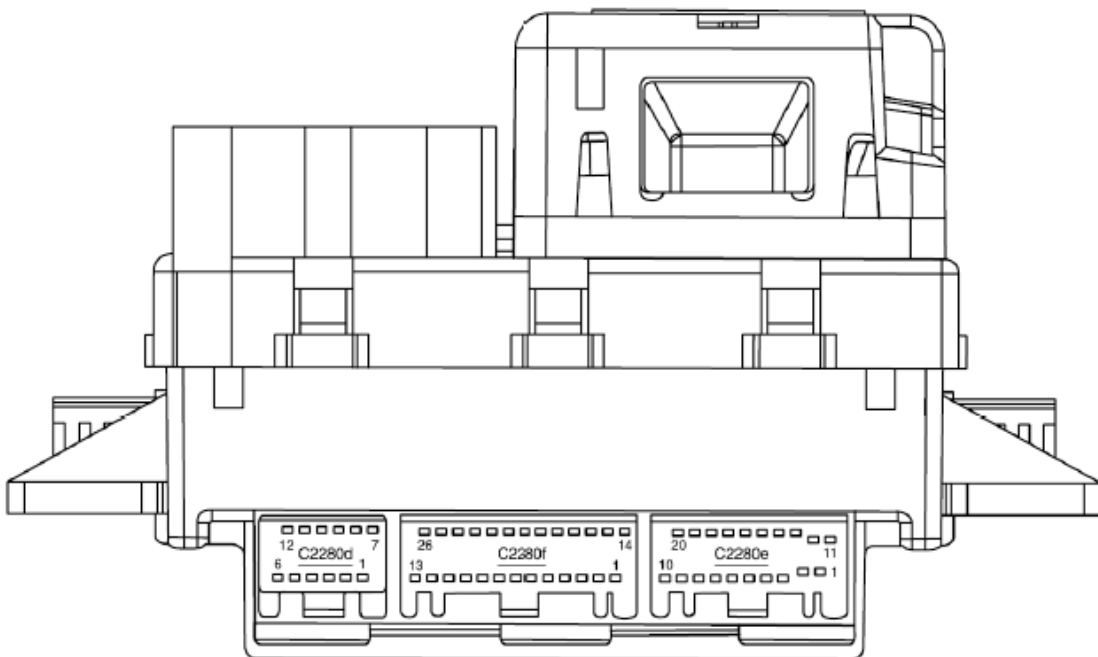
**Fig. 2: Relay Center Box 1 Components**

## **SMART JUNCTION BOX (SJB)**

**NOTE:** For component location, see appropriate **ELECTRICAL COMPONENT LOCATIONS** article.



**Fig. 3: Smart Junction Box Components**



**Fig. 4: Smart Junction Box Connectors**

## SMART JUNCTION BOX COMPONENTS LEGEND

Fuse	Amps	Circuits protected
F2.07	20	Rear window defrost relay
F2.08	40	Blower motor relay
F2.10	30 c.b.	Accessory relay, Adjustable pedal switch (9G604), Seat adjust switch
F2.11	10	Headlamp, left (13008), Low beam
F2.12	15	Headlamp, right (13008), Headlamp, left (13008), High beams
F2.13	-	not used
F2.14	-	not used
F2.15	10	Headlamp, right (13008), Low beam
F2.16	10	Fog lamp relay
F2.17	15	Deactivator switch (9F924). Brake pedal position switch (13480)
F2.18	15	Autolamp park relay, Main light switch (11654)
F2.19	10	Defrost indicator, Heated mirrors
F2.20	10	Restraints control module (14B321), Seat weight sensor module (14B422)
F2.21	15	Digital Transmission Range (DTR) sensor (7F293) (Starter relay circuit)
F2.22	15	Windshield washer relay, Rear wiper motor assembly (17764), Rear window washer pump motor (17404), Rear window wiper/washer switch (17A406), Integrated control panel (18C858), Electrochromatic inside mirror unit (17700), Instrument cluster (10849), Smart Junction Box (SJB) (14B476), Hot in Run or Acc
F2.23	30	Wiper run/park relay, Wiper high/low relay, Windshield wiper motor (17500)
F2.24	-	not used
F2.25	20	Cigar lighter, front (15055)
F2.26	20	Door lock relay, Door unlock relay, Driver door unlock relay, Liftgate unlock relay (Wagon), Luggage compartment lid release relay (Sedan)
F2.27	10	Rear window defrost relay, Speed control servo (9C735), ABS control module (2C346), Brake shift interlock (3Z719), Traction control switch (2C355), Temperature blend door actuator (19E616), Function selector switch assembly (19B888)
F2.28	15	Digital Transmission Range (DTR) sensor (7F293) (Reverse signal), Multifunction switch (13K359) (Turn signals)
F2.29	20	Power point (19N236)
F2.30	10	Interior lamps relay, Battery saver relay, Luggage compartment lamp (13A756), Exterior rear view mirror switch (17B676), Pulse stretcher module, Power antenna module (19A018)
F2.31	10	Remote Climate Control (RCC) module (18C612), Blower motor relay, Integrated control panel (18C858), Low charge protection switch (Early build), A/C clutch cycling pressure switch (19D594) (Late build)
F2.32	10	Instrument cluster (10849), Integrated control panel (18C858), Flexible fuel sensor module (14A069), Smart Junction Box (SJB) (14B476), Hot in Start or Run, Passenger Air bag Deactivation (PAD) indicator
F2.33	15	Remote Climate Control (RCC) module (18C612), Instrument cluster (10849), Multifunction switch (13K359), Integrated control panel (18C858), Smart Junction Box (SJB) (14B476) B+
F2.34	5	Smart Junction Box (SJB) (14B476), Hot in Start
F2.35	10	Main light switch (11654) to Illumination
F2.36	2	PCM power relay

F2.37	25	Autolamp headlamp relay, Multifunction switch (13K359), DRL
F2.38	15	Data Link Connector (DLC) (14489), Horn relay
F2.39	-	not used
F2.40	-	not used
F2.41	-	not used
F2.42	-	not used